

**SANTA BARBARA COUNTY SELPA  
JOINT POWERS AGENCY BOARD**

**NOTICE OF PUBLIC HEARING**

The Santa Barbara County SELPA (SBCSELPA) hereby gives notice that a Public Hearing will be held as follows:

TOPIC OF HEARING:

**SBCSELPA 2020 - 2021 Annual Budget and Service Plans**

**Copies of the SBCSELPA 2020-2021 Annual Budget and Service Plans may be inspected at the SBCSELPA Office, 5385 Hollister Avenue, Building 5, Santa Barbara, California, 93111.**

**After the Public Hearing, the SBCSELPA JPA Board will adopt the 2020-2021 Annual Budget and Service Plans for the SBCSELPA.**

HEARING DATE: May 4, 2020

TIME: 12:00 p.m.

LOCATION: ZOOM Meeting  
(For meeting information contact SBCSELPA)

For additional information: Ray Avila, SELPA Director  
Santa Barbara County SELPA  
5385 Hollister Avenue, Bldg. 5  
Santa Barbara, CA 93111  
(805) 683-1424

**SELPA DEL CONDADO DE SANTA BÁRBARA  
COMITÉ DE AGENCIA DE PODERES UNIDOS**

**NOTICIA DE AUDIENCIA  
PÚBLICA**

SELPA del Condado de Santa Bárbara dá noticia que una Audiencia Pública se llevará a cabo en la siguiente manera:

**TEMA DE LA AUDIENCIA:**

**Plan de Fondos Anual y Plan de Servicio Anual para el 2020-2021 de SELPA del Condado de Santa Bárbara (SBCSELPA)**

**Copias del Plan de Fondos Anual y Plan de Servicio Anual del 2020-2021 pueden ser inspeccionados en la oficina SBCSELPA, 5385 Hollister Avenue, Building 5, Santa Barbara, California, 93111**

**Después de la Audiencia Pública, el Comité SBCSELPA JPA adoptará el Plan de Fondos Anual y Plan de Servicio Anual 2020-2021 para SELPA del Condado de Santa Bárbara**

**FECHA DE AUDIENCIA:** 4 de mayo, 2020

**HORA:** 12:00 p.m.

**LUGAR:** ZOOM Meeting  
(Información para junta contacta SBCSELPA)

Para información Adicional: Ray Avila, Directora de SELPA  
SELPA del Condado de Santa Bárbara  
5385 Hollister Avenue, Bldg. 5  
Santa Barbara, CA 93111  
(805) 683-1424

Section A: Contacts and Certifications

SELPA

Fiscal Year

**Certification 2: Annual Budget Plan and Annual Service Plan**

Certification 2 is required for an initial Section D, and/or E submission to the CDE and each subsequent annual revision.

I certify the attached local plan section(s) including, (1) the Annual Budget Plan; and/or (2) the Annual Service Plan has/have was/were adopted at a SELPA public hearing and is/are the basis for the operation and administration of special education programs specified herein. I further assure the agency(ies) represented will meet all applicable requirements of state and federal laws, regulations, and state policies and procedures, including compliance with the Individuals with Disabilities Education Act (IDEA), 20 USC 1400 et seq., and implementing regulations under 34 CFR Parts 300 and 303, 29 USC 705 (20) and 794-794b, the Federal Rehabilitation Act of 1973 as amended, the provisions of the California EC Part 30, and Chapter 3 Division 1 of 5 CCR.

Web address where the SELPA local plan, including all sections, is posted.

RLA/AU Authorized Agent

Date

Local Governance Council Chairperson

Date

SELPA Administrator

Date

## **LOCAL PLAN**

### **Section D: Annual Budget Plan**

#### **SPECIAL EDUCATION LOCAL PLAN AREA**



California Department of Education

Special Education Division



## Section D: Annual Budget Plan

SELPA

Fiscal Year

### D. Budget Plan

Each special education local plan area (SELPA) must have a responsible local agency or an administrative unit (RLA/AU), which is the legal entity that receives funds and is responsible for seeing that every eligible child receives appropriate services.

Public Hearing Notice Posting Date:

The Budget Plan was adopted at a SELPA public hearing on (date):

Projected special education budget funding, revenues, and expenditures by local educational agencies (LEAs) are specified in **Attachments II–V**. This includes supplemental aids and services provided to meet the needs of students with disabilities as defined by the Individuals with Disabilities Education Act (IDEA), as well as those who are placed in regular education classrooms and environments, and those who have been identified with low incidence disabilities who also receive special education services. Enter the following information:

RLA/AU Name

Number of LEAs

SELPA Mission Statement—(this field is optional)

SBCSELPA is a joint powers agency that provides oversight, guidance, training and support to member local education agencies (LEAs), parents, guardians, and the community related to identifying and providing compliant, best practice Individualized Education Plan(IEP) Services to students with disabilities.

SELPA Beliefs—(this field is optional)

SELPA Support Provided to LEAs

SBCSELPA is a mandated agency by the California Department of Education that is responsible for implementation and oversight of the SBCSELPA Local Plan. The SBCSELPA Local Plan ensures that individuals with disabilities receive a free and appropriate public education as per the Individuals with Disabilities Education Act PL 94-142 amended by PL 108-446 (Regulations 34CFR parts 300 and 301) and California Laws and Regulations (California Special Education Programs: A Composite of Laws Database). SBCSELPA is governed by a Joint Powers Agency (JPA) board comprised of superintendents from Local Education Agencies (LEAs)/districts in Santa Barbara County SELPA and the Santa Barbara County Superintendent of Instruction. SBCSELPA encompasses the 20 school districts, Santa Barbara County Education Office, and four charter schools.

## Section D: Annual Budget Plan

SELPA Fiscal Year **Table 1: Special Education Revenue by Source**

Using the fields below, identify the special education revenues by funding source. The total revenue and the percent of total funding by source is automatically calculated.

Funding Revenue Source	Amount	Percentage of Total Funding
Assembly Bill (AB) 602 State Aid	<input type="text" value="\$22,287,576"/>	38.63%
AB 602 Property Taxes	<input type="text" value="\$15,575,157"/>	27.00%
Federal IDEA Part B	<input type="text" value="\$12,316,048"/>	21.35%
Federal IDEA Part C	<input type="text" value="\$127,331"/>	0.22%
State Infant/Toddler	<input type="text" value="\$1,929,950"/>	3.35%
Preschool	<input type="text" value="\$422,817"/>	0.73%
State Mental Health	<input type="text" value="\$4,286,303"/>	7.43%
Federal Mental Health	<input type="text" value="\$748,345"/>	1.30%
Other <input type="text"/>	<input type="text"/>	0.00%
Other <input type="text"/>	<input type="text"/>	0.00%
<b>Total Revenue</b>	<b>\$57,693,527</b>	<b>100.00%</b>

Using the form template provided in **Attachment II**, complete a distribution of revenues to all LEAs participating in the SELPA by funding source.

Section D: Annual Budget Plan

SELPA Santa Barbara County

Fiscal Year 2020-21

**Table 2: Total Budget by Object Codes**

Object Code	Amount	Percentage of Total Funding
Object Code 1000—Certificated Salaries	<span style="border: 1px solid black; padding: 2px;">61,068,158</span>	40.81%
Object Code 2000—Classified Salaries	<span style="border: 1px solid black; padding: 2px;">33,572,159</span>	22.43%
Object Code 3000—Employee Benefits	<span style="border: 1px solid black; padding: 2px;">37,596,589</span>	25.12%
Object Code 4000—Supplies	<span style="border: 1px solid black; padding: 2px;">\$1,304,565</span>	0.87%
Object Code 5000—Services and Operations	<span style="border: 1px solid black; padding: 2px;">12,528,089</span>	8.37%
Object Code 6000—Capital Outlay	<span style="border: 1px solid black; padding: 2px;">\$148,060</span>	0.10%
Object Code 7000—Other Outgo and Financing*	<span style="border: 1px solid black; padding: 2px;">\$3,428,897</span>	2.29%
<b>Total Expenditures</b>	149,646,517	100.00%

Using the templates provided in **Attachment III**, complete a distribution of projected expenditures by LEAs participating in the SELPA by object code.

\*Include a description of the expenditures identified under object code 7000:

Object Code 7000 includes payment for Regional Program services in various programs across the County as well as payment for services provided by in Non-Public Schools and Agencies.

SELPA Fiscal Year **Table 3: Federal, State, and Local Revenue Summary**

Using the fields below, identify funding by revenue jurisdiction and percent of total budget.

Revenue Source	Amount	Percentage of Total Funding
State Special Education Revenue	<input type="text" value="44,078,988"/>	29.46%
Federal Revenue	<input type="text" value="13,614,539"/>	9.10%
Local Contribution	<input type="text" value="91,952,990"/>	61.45%
<b>Total Revenue From All Sources</b>	149,646,517	100.00%

Using the form template provided in **Attachment IV**, provide a complete distribution of revenues to all LEAs participating in the SELPA by federal and state funding source.

**Special Education Local Plan Area Funding Distribution**

Describe the basic premise of the SELPA Allocation Plan for distributing dollars as closely as possible to how they are earned.

**I. GUIDING PRINCIPLES**

The Long-Term AB 602 Special Education Fiscal Allocation Plan has been designed to address the following objectives:

1. Provide an incentive for operating cost-effective programs for students in public school programs.
2. Provide no incentive for districts to over-identify students for special education.
3. Provide full-funding for regional programs.
4. Ensure that special education funding is distributed proportionately to LEAs.
5. Acknowledge that the AB 602 Funding Allocation Model will not cover the total costs of special education services and districts will need general fund contributions to cover unfunded special education costs.
6. Keep program requirements in mind as well as the Maintenance of Effort requirement in Federal law (Title 20 U.S.C. §1413(a)(2)(C)(i) and Title 34 CFR §300.205) that there are restrictions when an LEA may reduce the level of special education expenditures "from local funds below the level of those expenditures for the preceding fiscal year."

**II. ALLOCATION OF AB 602 INCOME**

The total SELPA special education block grant will be received at the SELPA level for distribution to the special education program operators. The JPA Board authorizes the SBCSELPA Administrative Unit to act as the fiscal agent for the SBCSELPA. Funds for SBCSELPA-funded services shall be taken off-the-top prior to distribution of the remainder of the AB 602 block grant. The SBCSELPA follows the allocation model that the State uses and the remaining AB 602 funds is distributed to districts based upon the greater of the prior year or current year certified P-2 ADA. In the event of a declared emergency or approved J-13 waiver, the revised P-2 ADA will be used.

Section D: Annual Budget Plan

SELPA

Fiscal Year

Describe how the SELPA distributes IDEA revenues to the LEAs, including the models used to provide services to member LEAs:

Santa Barbara County SELPA distributes IDEA Local Assistance Entitlements revenue to the LEAs in the same manner as the State funding based on certified P-2 ADA. Preschool Local Entitlements are distributed to elementary schools grades K-6.

# Section D: Annual Budget Plan

SELPA

Fiscal Year

**Table 4: Special Education Local Plan Area Operating Expenditures**

Using the fields below, identify the total projected SELPA operating expenditures by SELPA accounting codes, the amount, and the percent of total expenses .

Accounting Categories and Codes		Amount	Percentage of Total
Certificated Salaries Code	<input type="text" value="1000"/>	<input type="text" value="\$339,496"/>	5.79%
Classified Salaries Code	<input type="text" value="2000"/>	<input type="text" value="\$725,126"/>	12.37%
Employee Benefits Code	<input type="text" value="3000"/>	<input type="text" value="\$325,670"/>	5.56%
Supplies Code	<input type="text" value="4000"/>	<input type="text" value="\$283,614"/>	4.84%
Services and Operations Code	<input type="text" value="5000"/>	<input type="text" value="\$3,223,502"/>	55.00%
Capital Outlay Code	<input type="text" value="6000"/>	<input type="text" value="\$3,500"/>	0.06%
Other Outgo/Financing Code	<input type="text" value="7000"/>	<input type="text" value="\$960,115"/>	16.38%
<b>Total Operating Expenditures</b>		<b>\$5,861,023</b>	<b>100.00%</b>

Section D: Annual Budget Plan

SELPA

Fiscal Year

**Table 5: Projected Expenditures for Supplemental Aids and Services in the Regular Classroom for Students with Low Incidence Disabilities**

Enter the total revenue expenditures for supplemental aids and services for students with disabilities who are placed in the regular education classroom and for those who are identified with low incidence disabilities.

Total Federal and State Revenue budgeted for Supplemental Aids and Service Expenditures in the Regular Classroom Setting	<input type="text" value="\$3,466,649"/>
--	--

Total Federal and State Funding	<input type="text" value="57,693,527"/>
---------------------------------	---

Percent of Total LEA Federal and State Revenue Expenditures for Supplemental Aids and Services in the Regular Classroom Setting	<input type="text" value="6.01%"/>
---	------------------------------------

Total Projected Federal and State Revenue budgeted for Students with Low Incidence Disability Expenditures.	<input type="text" value="\$165,518"/>
---	--

Percent of Total LEA Federal and State Revenue Expenditures for Students with Low Incidence Disabilities	<input type="text" value="0.29%"/>
--	------------------------------------

Using the form template provided in **Attachment V**, provide a complete distribution of projected federal and state revenue expenditures by LEAs participating in the SELPA.

**LOCAL PLAN**  
**Attachments**  
**SPECIAL EDUCATION LOCAL PLAN AREA**



California Department of Education

Special Education Division

January 2020























## Attachment I

SELPA: Fiscal Year: **Attachment I—Local Educational Agency Listing****Participating Local Educational Agency Identification**

Enter the California Department of Education (CDE) issued county/district/school code (CDS) and the full name for each local educational agency (LEA) participating in the local plan. The LEA names will automatically populate the remaining attachments. Pursuant to California *Education Code (EC)* sections 56205(a)(12)(D)(iii) and 56195.1(b) and (c). Special Education Local Plan Areas (SELPAs) with one or more LEAs, or those who join with the county office of education (COE) to submit a local plan to the CDE for consideration of approval must include copies of joint powers agreements or contractual agreements, as appropriate.































Users may remove all entries in each Attachment template (I through VI) by selecting the "Reset" button below. Similarly, users may add, or remove table rows by selecting the "plus" or "minus" buttons bellow. Actions taken here will be automatically repeated for each table included herein.

Add or Delete Row	List Number	CDS CODE	LEA
 	1	426118202	Adelante Charter School
 	2	4269104	Ballard School District
 	3	4269112	Blochman Union School District
 	4	4269138	Buellton Union School District (SYV Consortium)
 	5	4269146	Carpinteria Unified School District
 	6	4269161	Cold Spring School District
 	7	4269179	College School Dsitric
 	8	4275010	Cuyama Joint Union School District
 	9	420111773	Family Partnership Charter School
 	10	4269195	Goleta Union School District

## Attachment I

SELPA: Santa Barbara County

Fiscal Year: 2020-21

Add or Delete Row	List Number	CDS CODE	LEA
 	11	4269203	Guadalupe Union School District
 	12	4269211	Hope School District
 	13	4269229	Lompoc Unified School District
 	14	4269245	Los Olivos School District
 	15	420116921	Manzanita Public Charter School
 	16	4269252	Montecito Union School District
 	17	4269260	Orcutt Union School District
 	18	426111603	Santa Barbara Charter School
 	19	4276786	Santa Barbara Unified School District
 	20	4269310	Santa Maria Joint Union High School District
 	21	4269120	Santa Maria-Bonita School District
 	22	4269328	Santa Ynez Valley Union High School
 	23	4269336	Solvang School District
 	24	4269344	Vista Del Mar Union School District
 	25	4210421	Santa Barbara County Education Office and SELPA

## Attachment II

SELPA: Fiscal Year: **Attachment II—Projected Special Education Revenue by Local Educational Agency**

For each local educational agency (LEA) participating in the local plan, enter the projected special education revenue funding sources allowed by the Individuals with Disabilities Education Act (IDEA). Information included in this table must be consistent with revenues identified in Section D, Table 1.

LEA	Assembly Bill (AB) 602 State Aid	AB 602 Property Tax	Federal IDEA Part C	Federal IDEA Part B	State Infant/ Toddler	State Preschool	State Mental Health	Federal Mental Health	Subtotal
Adelante Charter School	\$84,381	\$66,772	\$0	\$46,855	\$0	\$0	\$9,169	\$0	\$207,177
Ballard School District	\$0	\$0	\$0	\$0	\$0	\$0	\$0	\$0	\$0
Blochman Union School District	\$61,950	\$49,022	\$0	\$40,486	\$0	\$1,809	\$6,731	\$0	\$159,998
Buellton Union School District (SYV Consortium)	\$842,515	\$666,696	\$0	\$527,149	\$0	\$17,626	\$88,231	\$0	\$2,142,217
Carpinteria Unified School District	\$637,601	\$504,542	\$0	\$399,492	\$0	\$13,504	\$29,281	\$0	\$1,584,420
Cold Spring School District	\$0	\$0	\$0	\$0	\$0	\$0	\$0	\$0	\$0
College School District	\$0	\$0	\$0	\$0	\$0	\$0	\$0	\$0	\$0
Cuyama Joint Union School District	\$0	\$0	\$0	\$0	\$0	\$0	\$0	\$0	\$0
Family Partnership Charter School	\$109,004	\$86,250	\$0	\$60,527	\$0	\$0	\$11,844	\$0	\$267,625
Goleta Union School District	\$1,055,305	\$835,084	\$0	\$722,192	\$0	\$40,473	\$114,669	\$0	\$2,767,723
Guadalupe Union School District	\$376,547	\$297,963	\$0	\$246,475	\$0	\$11,109	\$40,915	\$0	\$973,009
<b>Totals:</b>	<b>22,287,577</b>	<b>15,575,158</b>	<b>\$127,331</b>	<b>12,316,046</b>	<b>\$1,929,950</b>	<b>\$422,817</b>	<b>\$4,286,303</b>	<b>\$748,345</b>	<b>57,693,527</b>

## Attachment II

SELPA: Fiscal Year: 

LEA	Assembly Bill (AB) 602 State Aid	AB 602 Property Tax	Federal IDEA Part C	Federal IDEA Part B	State Infant/Toddler	State Preschool	State Mental Health	Federal Mental Health	Subtotal
Hope School District	\$282,385	\$223,451	\$0	\$193,248	\$0	\$10,830	\$30,684	\$0	\$740,598
Lompoc Unified School District	\$2,777,810	\$2,198,111	\$0	\$1,737,630	\$0	\$57,994	\$301,835	\$0	\$7,073,380
Los Olivos School District	\$0	\$0	\$0	\$0	\$0	\$0	\$0	\$0	\$0
Manzanita Public Charter School	\$123,286	\$97,557	\$0	\$68,458	\$0	\$0	\$13,396	\$0	\$302,697
Montecito Union School District	\$0	\$0	\$0	\$0	\$0	\$0	\$0	\$0	\$0
Orcutt Union School District	\$1,519,417	\$1,202,317	\$0	\$996,302	\$0	\$45,346	\$165,099	\$0	\$3,928,481
Santa Barbara Charter School	\$85,386	\$67,568	\$0	\$47,413	\$0	\$0	\$9,278	\$0	\$209,645
Santa Barbara Unified School District	\$4,109,548	\$3,251,791	\$0	\$2,462,857	\$0	\$53,758	\$406,540	\$0	10,284,494
Santa Maria Joint Union High School District	\$2,370,916	\$1,876,157	\$0	\$1,316,518	\$0	\$0	\$257,622	\$0	\$5,821,213
Santa Maria-Bonita School District	\$5,024,230	\$3,975,711	\$0	\$3,300,782	\$0	\$151,822	\$545,929	\$0	12,998,474
Santa Ynez Valley Union High School	\$0	\$0	\$0	\$0	\$0	\$0	\$0	\$0	\$0
Solvang School District	\$0	\$0	\$0	\$0	\$0	\$0	\$0	\$0	\$0
Vista Del Mar Union School District	\$0	\$0	\$0	\$0	\$0	\$0	\$0	\$0	\$0
<b>Totals:</b>	<b>22,287,577</b>	<b>15,575,158</b>	<b>\$127,331</b>	<b>12,316,046</b>	<b>\$1,929,950</b>	<b>\$422,817</b>	<b>\$4,286,303</b>	<b>\$748,345</b>	<b>57,693,527</b>

## Attachment II

SELPA: Fiscal Year: 

LEA	Assembly Bill (AB) 602 State Aid	AB 602 Property Tax	Federal IDEA Part C	Federal IDEA Part B	State Infant/ Toddler	State Preschool	State Mental Health	Federal Mental Health	Subtotal
Santa Barbara County Education Office and SELPA	\$2,827,296	\$176,166	\$127,331	\$149,662	\$1,929,950	\$18,546	\$2,255,080	\$748,345	\$8,232,376
<b>Totals:</b>	<b>22,287,577</b>	<b>15,575,158</b>	<b>\$127,331</b>	<b>12,316,046</b>	<b>\$1,929,950</b>	<b>\$422,817</b>	<b>\$4,286,303</b>	<b>\$748,345</b>	<b>57,693,527</b>
<b>Totals:</b>	<b>22,287,577</b>	<b>15,575,158</b>	<b>\$127,331</b>	<b>12,316,046</b>	<b>\$1,929,950</b>	<b>\$422,817</b>	<b>\$4,286,303</b>	<b>\$748,345</b>	<b>57,693,527</b>
<b>Totals:</b>	<b>22,287,577</b>	<b>15,575,158</b>	<b>\$127,331</b>	<b>12,316,046</b>	<b>\$1,929,950</b>	<b>\$422,817</b>	<b>\$4,286,303</b>	<b>\$748,345</b>	<b>57,693,527</b>
<b>Totals:</b>	<b>22,287,577</b>	<b>15,575,158</b>	<b>\$127,331</b>	<b>12,316,046</b>	<b>\$1,929,950</b>	<b>\$422,817</b>	<b>\$4,286,303</b>	<b>\$748,345</b>	<b>57,693,527</b>
<b>Totals:</b>	<b>22,287,577</b>	<b>15,575,158</b>	<b>\$127,331</b>	<b>12,316,046</b>	<b>\$1,929,950</b>	<b>\$422,817</b>	<b>\$4,286,303</b>	<b>\$748,345</b>	<b>57,693,527</b>
<b>Totals:</b>	<b>22,287,577</b>	<b>15,575,158</b>	<b>\$127,331</b>	<b>12,316,046</b>	<b>\$1,929,950</b>	<b>\$422,817</b>	<b>\$4,286,303</b>	<b>\$748,345</b>	<b>57,693,527</b>
<b>Totals:</b>	<b>22,287,577</b>	<b>15,575,158</b>	<b>\$127,331</b>	<b>12,316,046</b>	<b>\$1,929,950</b>	<b>\$422,817</b>	<b>\$4,286,303</b>	<b>\$748,345</b>	<b>57,693,527</b>
<b>Totals:</b>	<b>22,287,577</b>	<b>15,575,158</b>	<b>\$127,331</b>	<b>12,316,046</b>	<b>\$1,929,950</b>	<b>\$422,817</b>	<b>\$4,286,303</b>	<b>\$748,345</b>	<b>57,693,527</b>
<b>Totals:</b>	<b>22,287,577</b>	<b>15,575,158</b>	<b>\$127,331</b>	<b>12,316,046</b>	<b>\$1,929,950</b>	<b>\$422,817</b>	<b>\$4,286,303</b>	<b>\$748,345</b>	<b>57,693,527</b>
<b>Totals:</b>	<b>22,287,577</b>	<b>15,575,158</b>	<b>\$127,331</b>	<b>12,316,046</b>	<b>\$1,929,950</b>	<b>\$422,817</b>	<b>\$4,286,303</b>	<b>\$748,345</b>	<b>57,693,527</b>
<b>Totals:</b>	<b>22,287,577</b>	<b>15,575,158</b>	<b>\$127,331</b>	<b>12,316,046</b>	<b>\$1,929,950</b>	<b>\$422,817</b>	<b>\$4,286,303</b>	<b>\$748,345</b>	<b>57,693,527</b>
<b>Totals:</b>	<b>22,287,577</b>	<b>15,575,158</b>	<b>\$127,331</b>	<b>12,316,046</b>	<b>\$1,929,950</b>	<b>\$422,817</b>	<b>\$4,286,303</b>	<b>\$748,345</b>	<b>57,693,527</b>
<b>Totals:</b>	<b>22,287,577</b>	<b>15,575,158</b>	<b>\$127,331</b>	<b>12,316,046</b>	<b>\$1,929,950</b>	<b>\$422,817</b>	<b>\$4,286,303</b>	<b>\$748,345</b>	<b>57,693,527</b>

## Attachment III

SELPA: Fiscal Year: **Attachment III—Projected Expenditures by Object Code by Local Educational Agency**

For each local educational agency (LEA) participating in the local plan, enter the projected special education expenditures by LEA and object code as allowed by the IDEA. Information included in this table must be consistent with expenditures identified in Section D, Tables 2 .

LEA	1000 Certificated Salaries	2000 Classified Salaries	3000 Employee Benefits	4000 Supplies	5000 Services and Operations	6000 Capital Outlay	7000 Other Outgo and Financing	Subtotal
Adelante Charter School	\$0	\$0	\$0	\$0	\$0	\$0	\$0	\$0
Ballard School District	\$0	\$0	\$0	\$0	\$0	\$0	\$0	\$0
Blochman Union School District	\$136,762	\$23829	\$30514	\$4435	\$4000	\$0	\$0	\$199,540
Buellton Union School District (SYV Consortium)	\$2,743,393	\$1,414,221	\$1,361,223	\$54368	\$720,306	\$0	\$0	\$6,293,511
Carpinteria Unified School District	\$2,104,461	\$1,256,003	\$1,636,259	\$57700	\$436,400	\$0	\$0	\$5,490,823
Cold Spring School District	\$0	\$0	\$0	\$0	\$0	\$0	\$0	\$0
College School Dsitric	\$0	\$0	\$0	\$0	\$0	\$0	\$0	\$0
Cuyama Joint Union School District	\$0	\$0	\$0	\$0	\$0	\$0	\$0	\$0
Family Partnership Charter School	\$141,457	\$41608	\$31502	\$15536	\$56323	\$0	\$0	\$286,426
Goleta Union School District	\$3,547,085	\$3,709,411	\$2,491,809	\$87142	\$271,689	\$0	\$0	10,107,136
Guadalupe Union School District	\$790,031	\$358,951	\$468,085	\$30532	\$211,948	\$0	\$34783	\$1,894,330
Hope School District	\$908,563	\$536,881	\$559,207	\$18369	\$208,837	\$0	\$0	\$2,231,857

## Attachment III

SELPA: Santa Barbara County

Fiscal Year: 2020-21

LEA	1000 Certificated Salaries	2000 Classified Salaries	3000 Employee Benefits	4000 Supplies	5000 Services and Operations	6000 Capital Outlay	7000 Other Outgo and Financing	Subtotal
Lompoc Unified School District	\$7,164,297	\$3,499,969	\$4,391,464	\$101,593	\$790,613	\$0	\$0	15,947,936
Los Olivos School District	\$0	\$0	\$0	\$0	\$0	\$0	\$0	\$0
Manzanita Public Charter School	\$247,849	\$98,654	\$73,422	\$6,500	\$12,700	\$0	\$0	\$439,125
Montecito Union School District	\$0	\$0	\$0	\$0	\$0	\$0	\$0	\$0
Orcutt Union School District	\$2,523,153	\$1,632,578	\$1,621,493	\$89,054	\$1,125,034	\$0	\$0	\$6,991,312
Santa Barbara Charter School	\$0	\$0	\$0	\$0	\$0	\$0	\$0	\$0
Santa Barbara Unified School District	14,453,968	\$8,049,680	\$6,950,953	\$257,917	\$5,221,620	\$13,060	\$209,789	35,156,987
Santa Maria Joint Union High School District	\$5,533,502	\$3,495,243	\$3,349,266	\$86,624	\$465,833	\$135,000	\$577,932	13,643,400
Santa Maria-Bonita School District	11,594,825	\$4,457,067	\$6,955,250	\$307,824	\$2,176,616	\$0	\$757,770	26,249,352
Santa Ynez Valley Union High School	\$0	\$0	\$0	\$0	\$0	\$0	\$0	\$0
Solvang School District	\$0	\$0	\$0	\$0	\$0	\$0	\$0	\$0
Vista Del Mar Union School District	\$0	\$0	\$0	\$0	\$0	\$0	\$0	\$0
Santa Barbara County Education Office and SELPA	\$9,178,812	\$4,998,064	\$7,676,142	\$186,971	\$826,170	\$0	\$1,848,623	24,714,782
<b>Totals:</b>	<b>61,068,158</b>	<b>33,572,159</b>	<b>37,596,589</b>	<b>\$1,304,565</b>	<b>12,528,089</b>	<b>\$148,060</b>	<b>\$3,428,897</b>	<b>149,646,517</b>

## Attachment IV

SELPA: Fiscal Year: **Attachment IV—Projected Revenue by Federal, State, and Local Funding Source by Local Educational Agency**

For each local educational agency (LEA) participating in the local plan, enter the projected special education expenditures allowed by each funding source. Information included in this table must be consistent with revenues identified in Section D, Table 3.

LEA	Federal Revenue	Percent of Total Federal Revenue	State Revenue	Percent of Total State Revenue	Local Revenue	Total Federal and State Fundings
Adelante Charter School	\$46,855	0.34%	\$160,322	0.36%	\$0	\$207,177
Ballard School District	\$0	0.00%	\$0	0.00%	\$0	\$0
Blochman Union School District	\$42,295	0.31%	\$117,703	0.27%	\$39,542	\$159,998
Buellton Union School District (SYV Consortium)	\$544,775	4.00%	\$1,597,442	3.62%	\$4,151,294	\$2,142,217
Carpinteria Unified School District	\$412,996	3.03%	\$1,171,424	2.66%	\$3,906,403	\$1,584,420
Cold Spring School District	\$0	0.00%	\$0	0.00%	\$0	\$0
College School District	\$0	0.00%	\$0	0.00%	\$0	\$0
Cuyama Joint Union School District	\$0	0.00%	\$0	0.00%	\$0	\$0
Family Partnership Charter School	\$60,527	0.44%	\$207,098	0.47%	\$18,801	\$267,625
Goleta Union School District	\$762,665	5.60%	\$2,005,058	4.55%	\$7,339,413	\$2,767,723
Guadalupe Union School District	\$257,584	1.89%	\$715,425	1.62%	\$921,321	\$973,009
<b>Totals:</b>	<b>13,614,539</b>	<b>100.00%</b>	<b>44,078,988</b>	<b>100.00%</b>	<b>91,952,990</b>	<b>57,693,527</b>



## Attachment IV

SELPA: Fiscal Year: 

LEA	Federal Revenue	Percent of Total Federal Revenue	State Revenue	Percent of Total State Revenue	Local Revenue	Total Federal and State Fundings
Hope School District	\$204,078	1.50%	\$536,520	1.22%	\$1,491,259	\$740,598
Lompoc Unified School District	\$1,795,624	13.19%	\$5,277,756	11.97%	\$8,874,556	\$7,073,380
Los Olivos School District	\$0	0.00%	\$0	0.00%	\$0	\$0
Manzanita Public Charter School	\$68,458	0.50%	\$234,239	0.53%	\$136,428	\$302,697
Montecito Union School District	\$0	0.00%	\$0	0.00%	\$0	\$0
Orcutt Union School District	\$1,041,648	7.65%	\$2,886,833	6.55%	\$3,062,831	\$3,928,481
Santa Barbara Charter School	\$47,413	0.35%	\$162,232	0.37%	\$0	\$209,645
Santa Barbara Unified School District	\$2,516,615	18.48%	\$7,767,879	17.62%	24,455,671	10,284,494
Santa Maria Joint Union High School District	\$1,316,518	9.67%	\$4,504,695	10.22%	\$7,822,187	\$5,821,213
Santa Maria-Bonita School District	\$3,452,604	25.36%	\$9,545,870	21.66%	13,250,878	12,998,474
Santa Ynez Valley Union High School	\$0	0.00%	\$0	0.00%	\$0	\$0
Solvang School District	\$0	0.00%	\$0	0.00%	\$0	\$0
Vista Del Mar Union School District	\$0	0.00%	\$0	0.00%	\$0	\$0
<b>Totals:</b>	<b>13,614,539</b>	<b>100.00%</b>	<b>44,078,988</b>	<b>100.00%</b>	<b>91,952,990</b>	<b>57,693,527</b>

## Attachment IV

SELPA: Fiscal Year: 

LEA	Federal Revenue	Percent of Total Federal Revenue	State Revenue	Percent of Total State Revenue	Local Revenue	Total Federal and State Fundings
Santa Barbara County Education Office and SELPA	\$1,043,884	7.67%	\$7,188,492	16.31%	16,482,406	\$8,232,376
<b>Totals:</b>	<b>13,614,539</b>	<b>100.00%</b>	<b>44,078,988</b>	<b>100.00%</b>	<b>91,952,990</b>	<b>57,693,527</b>
<b>Totals:</b>	<b>13,614,539</b>	<b>100.00%</b>	<b>44,078,988</b>	<b>100.00%</b>	<b>91,952,990</b>	<b>57,693,527</b>
<b>Totals:</b>	<b>13,614,539</b>	<b>100.00%</b>	<b>44,078,988</b>	<b>100.00%</b>	<b>91,952,990</b>	<b>57,693,527</b>
<b>Totals:</b>	<b>13,614,539</b>	<b>100.00%</b>	<b>44,078,988</b>	<b>100.00%</b>	<b>91,952,990</b>	<b>57,693,527</b>
<b>Totals:</b>	<b>13,614,539</b>	<b>100.00%</b>	<b>44,078,988</b>	<b>100.00%</b>	<b>91,952,990</b>	<b>57,693,527</b>
<b>Totals:</b>	<b>13,614,539</b>	<b>100.00%</b>	<b>44,078,988</b>	<b>100.00%</b>	<b>91,952,990</b>	<b>57,693,527</b>
<b>Totals:</b>	<b>13,614,539</b>	<b>100.00%</b>	<b>44,078,988</b>	<b>100.00%</b>	<b>91,952,990</b>	<b>57,693,527</b>
<b>Totals:</b>	<b>13,614,539</b>	<b>100.00%</b>	<b>44,078,988</b>	<b>100.00%</b>	<b>91,952,990</b>	<b>57,693,527</b>
<b>Totals:</b>	<b>13,614,539</b>	<b>100.00%</b>	<b>44,078,988</b>	<b>100.00%</b>	<b>91,952,990</b>	<b>57,693,527</b>
<b>Totals:</b>	<b>13,614,539</b>	<b>100.00%</b>	<b>44,078,988</b>	<b>100.00%</b>	<b>91,952,990</b>	<b>57,693,527</b>
<b>Totals:</b>	<b>13,614,539</b>	<b>100.00%</b>	<b>44,078,988</b>	<b>100.00%</b>	<b>91,952,990</b>	<b>57,693,527</b>
<b>Totals:</b>	<b>13,614,539</b>	<b>100.00%</b>	<b>44,078,988</b>	<b>100.00%</b>	<b>91,952,990</b>	<b>57,693,527</b>
<b>Totals:</b>	<b>13,614,539</b>	<b>100.00%</b>	<b>44,078,988</b>	<b>100.00%</b>	<b>91,952,990</b>	<b>57,693,527</b>

Attachment IV

SELPA:

Fiscal Year:

LEA	Federal Revenue	Percent of Total Federal Revenue	State Revenue	Percent of Total State Revenue	Local Revenue	Total Federal and State Fundings
<b>Totals:</b>	<b>13,614,539</b>	<b>100.00%</b>	<b>44,078,988</b>	<b>100.00%</b>	<b>91,952,990</b>	<b>57,693,527</b>
<b>Totals:</b>	<b>13,614,539</b>	<b>100.00%</b>	<b>44,078,988</b>	<b>100.00%</b>	<b>91,952,990</b>	<b>57,693,527</b>

## Attachment V

SELPA: Fiscal Year: **Attachment V—Projected Expenditures by Local Educational Agency for Supplemental Aids and Services in the Regular Classroom for Students with Disabilities and Those Identified with Low Incidence Disabilities**

Enter the revenue allocated to each LEA for supplemental aids and services (SAS) for those students with disabilities placed in the regular classroom setting and those who are identified with low incidence (LI) disabilities. Information included in this table must be consistent with revenues identified in Section D, Table 5.

LEA	Total Federal and State Revenue	Total Revenue Allocated to SAS in Regular Classroom	Percent of Total LEA Federal and State Revenue SAS	Total Revenue Allocated to Students with LI Disabilities	Percent of Total LEA Federal and State Revenue Low Incidence	Total Percent of Projected Total Revenue by LEA for SAS and LI
Adelante Charter School	\$207,177	\$0	0%	\$0	0%	0.00%
Ballard School District	\$0	\$0	0%	\$0	0%	0.00%
Blochman Union School District	\$159,998	\$30,555	19%	\$0	0%	19.10%
Buellton Union School District (SYV Consortium)	\$2,142,217	\$0	0%	\$0	0%	0.00%
Carpinteria Unified School District	\$1,584,420	\$0	0%	\$0	0%	0.00%
Cold Spring School District	\$0	\$0	0%	\$0	0%	0.00%
College School District	\$0	\$0	0%	\$0	0%	0.00%
Cuyama Joint Union School District	\$0	\$0	0%	\$0	0%	0.00%
Family Partnership Charter School	\$267,625	\$0	0%	\$0	0%	0.00%
Goleta Union School District	\$2,767,723	\$0	0%	\$0	0%	0.00%
Guadalupe Union School District	\$973,009	\$0	0%	\$0	0%	0.00%
<b>Totals:</b>	<b>57,693,527</b>	<b>\$3,466,649</b>	<i>Not Applicable</i>	<b>\$165,518</b>	<i>Not Applicable</i>	<i>Not Applicable</i>

## Attachment V

SELPA: Fiscal Year: 

LEA	Total Federal and State Revenue	Total Revenue Allocated to SAS in Regular Classroom	Percent of Total LEA Federal and State Revenue SAS	Total Revenue Allocated to Students with LI Disabilities	Percent of Total LEA Federal and State Revenue Low Incidence	Total Percent of Projected Total Revenue by LEA for SAS and LI
Hope School District	\$740,598	\$593,911	80%	\$0	0%	80.19%
Lompoc Unified School District	\$7,073,380	\$0	0%	\$0	0%	0.00%
Los Olivos School District	\$0	\$0	0%	\$0	0%	0.00%
Manzanita Public Charter School	\$302,697	\$0	0%	\$0	0%	0.00%
Montecito Union School District	\$0	\$0	0%	\$0	0%	0.00%
Orcutt Union School District	\$3,928,481	\$0	0%	\$0	0%	0.00%
Santa Barbara Charter School	\$209,645	\$0	0%	\$0	0%	0.00%
Santa Barbara Unified School District	10,284,494	\$0	0%	\$0	0%	0.00%
Santa Maria Joint Union High School District	\$5,821,213	\$0	0%	\$0	0%	0.00%
Santa Maria-Bonita School District	12,998,474	\$668,345	5%	\$0	0%	5.14%
Santa Ynez Valley Union High School	\$0	\$0	0%	\$0	0%	0.00%
Solvang School District	\$0	\$0	0%	\$0	0%	0.00%
Vista Del Mar Union School District	\$0	\$0	0%	\$0	0%	0.00%
<b>Totals:</b>	<b>57,693,527</b>	<b>\$3,466,649</b>	<i>Not Applicable</i>	<b>\$165,518</b>	<i>Not Applicable</i>	<i>Not Applicable</i>

## Attachment V

SELPA: Fiscal Year: 

LEA	Total Federal and State Revenue	Total Revenue Allocated to SAS in Regular Classroom	Percent of Total LEA Federal and State Revenue SAS	Total Revenue Allocated to Students with LI Disabilities	Percent of Total LEA Federal and State Revenue Low Incidence	Total Percent of Projected Total Revenue by LEA for SAS and LI
Santa Barbara County Education Office and SELPA	\$8,232,376	\$2,173,838	26%	\$165,518	2%	28.42%
<b>Totals:</b>	<b>57,693,527</b>	<b>\$3,466,649</b>	<i>Not Applicable</i>	<b>\$165,518</b>	<i>Not Applicable</i>	<i>Not Applicable</i>
<b>Totals:</b>	<b>57,693,527</b>	<b>\$3,466,649</b>	<i>Not Applicable</i>	<b>\$165,518</b>	<i>Not Applicable</i>	<i>Not Applicable</i>
<b>Totals:</b>	<b>57,693,527</b>	<b>\$3,466,649</b>	<i>Not Applicable</i>	<b>\$165,518</b>	<i>Not Applicable</i>	<i>Not Applicable</i>
<b>Totals:</b>	<b>57,693,527</b>	<b>\$3,466,649</b>	<i>Not Applicable</i>	<b>\$165,518</b>	<i>Not Applicable</i>	<i>Not Applicable</i>
<b>Totals:</b>	<b>57,693,527</b>	<b>\$3,466,649</b>	<i>Not Applicable</i>	<b>\$165,518</b>	<i>Not Applicable</i>	<i>Not Applicable</i>
<b>Totals:</b>	<b>57,693,527</b>	<b>\$3,466,649</b>	<i>Not Applicable</i>	<b>\$165,518</b>	<i>Not Applicable</i>	<i>Not Applicable</i>
<b>Totals:</b>	<b>57,693,527</b>	<b>\$3,466,649</b>	<i>Not Applicable</i>	<b>\$165,518</b>	<i>Not Applicable</i>	<i>Not Applicable</i>
<b>Totals:</b>	<b>57,693,527</b>	<b>\$3,466,649</b>	<i>Not Applicable</i>	<b>\$165,518</b>	<i>Not Applicable</i>	<i>Not Applicable</i>
<b>Totals:</b>	<b>57,693,527</b>	<b>\$3,466,649</b>	<i>Not Applicable</i>	<b>\$165,518</b>	<i>Not Applicable</i>	<i>Not Applicable</i>
<b>Totals:</b>	<b>57,693,527</b>	<b>\$3,466,649</b>	<i>Not Applicable</i>	<b>\$165,518</b>	<i>Not Applicable</i>	<i>Not Applicable</i>
<b>Totals:</b>	<b>57,693,527</b>	<b>\$3,466,649</b>	<i>Not Applicable</i>	<b>\$165,518</b>	<i>Not Applicable</i>	<i>Not Applicable</i>
<b>Totals:</b>	<b>57,693,527</b>	<b>\$3,466,649</b>	<i>Not Applicable</i>	<b>\$165,518</b>	<i>Not Applicable</i>	<i>Not Applicable</i>
<b>Totals:</b>	<b>57,693,527</b>	<b>\$3,466,649</b>	<i>Not Applicable</i>	<b>\$165,518</b>	<i>Not Applicable</i>	<i>Not Applicable</i>
<b>Totals:</b>	<b>57,693,527</b>	<b>\$3,466,649</b>	<i>Not Applicable</i>	<b>\$165,518</b>	<i>Not Applicable</i>	<i>Not Applicable</i>

Attachment V

SELPA: 

Santa Barbara County

Fiscal Year: 

2020-21

LEA	Total Federal and State Revenue	Total Revenue Allocated to SAS in Regular Classroom	Percent of Total LEA Federal and State Revenue SAS	Total Revenue Allocated to Students with LI Disabilities	Percent of Total LEA Federal and State Revenue Low Incidence	Total Percent of Projected Total Revenue by LEA for SAS and LI
Totals:	57,693,527	\$3,466,649	Not Applicable	\$165,518	Not Applicable	Not Applicable

## Attachment VI

SELPA: Fiscal Year: **Attachment VI—Specialized Academic Instruction and Related Services by Local Educational Agency, Service Codes 210–900**

LEA	<p>1. Enter the names of all LEAs, vendors or contractors of the State Departments of Health Care Services, State Hospitals, and any designated local public health or mental health agency participating in the local plan. Select the California Longitudinal Pupil Achievement Data System (CALPADs) School Owner Code from the drop-down menu.</p> <p>2. Check the box for each service provided by the corresponding LEA. If a service is not provided by a provider, leave the box “blank.” Service codes are defined in Section E of the local plan.</p>															
Adelante Charter School	330 <input checked="" type="checkbox"/>	210 <input type="checkbox"/>	220 <input type="checkbox"/>	230 <input type="checkbox"/>	240 <input type="checkbox"/>	250 <input type="checkbox"/>	260 <input type="checkbox"/>	270 <input type="checkbox"/>	340 <input type="checkbox"/>	350 <input type="checkbox"/>	360 <input type="checkbox"/>	370 <input type="checkbox"/>	415 <input checked="" type="checkbox"/>			
	425 <input type="checkbox"/>	435 <input type="checkbox"/>	436 <input type="checkbox"/>	445 <input type="checkbox"/>	450 <input checked="" type="checkbox"/>	460 <input type="checkbox"/>	510 <input checked="" type="checkbox"/>	515 <input checked="" type="checkbox"/>	520 <input type="checkbox"/>	525 <input type="checkbox"/>	530 <input type="checkbox"/>	535 <input type="checkbox"/>	540 <input type="checkbox"/>			
	545 <input type="checkbox"/>	610 <input type="checkbox"/>	710 <input type="checkbox"/>	715 <input type="checkbox"/>	720 <input type="checkbox"/>	725 <input type="checkbox"/>	730 <input type="checkbox"/>	735 <input type="checkbox"/>	740 <input type="checkbox"/>	745 <input type="checkbox"/>	750 <input type="checkbox"/>	755 <input type="checkbox"/>	760 <input type="checkbox"/>			
	820 <input type="checkbox"/>	830 <input type="checkbox"/>	840 <input type="checkbox"/>	850 <input type="checkbox"/>	855 <input type="checkbox"/>	860 <input type="checkbox"/>	865 <input type="checkbox"/>	870 <input type="checkbox"/>	890 <input type="checkbox"/>	900 <input type="checkbox"/>	900 <input type="checkbox"/>	900 <input type="checkbox"/>	900 <input type="checkbox"/>	900 <input type="checkbox"/>	900 <input type="checkbox"/>	
Ballard School District	330 <input type="checkbox"/>	210 <input type="checkbox"/>	220 <input type="checkbox"/>	230 <input type="checkbox"/>	240 <input type="checkbox"/>	250 <input type="checkbox"/>	260 <input type="checkbox"/>	270 <input type="checkbox"/>	340 <input type="checkbox"/>	350 <input type="checkbox"/>	360 <input type="checkbox"/>	370 <input type="checkbox"/>	415 <input checked="" type="checkbox"/>			
	425 <input checked="" type="checkbox"/>	435 <input type="checkbox"/>	436 <input type="checkbox"/>	445 <input type="checkbox"/>	450 <input checked="" type="checkbox"/>	460 <input type="checkbox"/>	510 <input checked="" type="checkbox"/>	515 <input type="checkbox"/>	520 <input type="checkbox"/>	525 <input type="checkbox"/>	530 <input type="checkbox"/>	535 <input type="checkbox"/>	540 <input type="checkbox"/>			
	545 <input type="checkbox"/>	610 <input type="checkbox"/>	710 <input type="checkbox"/>	715 <input type="checkbox"/>	720 <input type="checkbox"/>	725 <input type="checkbox"/>	730 <input type="checkbox"/>	735 <input type="checkbox"/>	740 <input type="checkbox"/>	745 <input type="checkbox"/>	750 <input type="checkbox"/>	755 <input type="checkbox"/>	760 <input type="checkbox"/>			
	820 <input type="checkbox"/>	830 <input type="checkbox"/>	840 <input type="checkbox"/>	850 <input type="checkbox"/>	855 <input type="checkbox"/>	860 <input type="checkbox"/>	865 <input type="checkbox"/>	870 <input type="checkbox"/>	890 <input type="checkbox"/>	900 <input type="checkbox"/>	900 <input type="checkbox"/>	900 <input type="checkbox"/>	900 <input type="checkbox"/>	900 <input type="checkbox"/>	900 <input type="checkbox"/>	
Blochman Union School District	330 <input checked="" type="checkbox"/>	210 <input type="checkbox"/>	220 <input type="checkbox"/>	230 <input type="checkbox"/>	240 <input type="checkbox"/>	250 <input type="checkbox"/>	260 <input type="checkbox"/>	270 <input type="checkbox"/>	340 <input type="checkbox"/>	350 <input type="checkbox"/>	360 <input type="checkbox"/>	370 <input type="checkbox"/>	415 <input checked="" type="checkbox"/>			
	425 <input type="checkbox"/>	435 <input type="checkbox"/>	436 <input type="checkbox"/>	445 <input type="checkbox"/>	450 <input type="checkbox"/>	460 <input type="checkbox"/>	510 <input checked="" type="checkbox"/>	515 <input checked="" type="checkbox"/>	520 <input type="checkbox"/>	525 <input type="checkbox"/>	530 <input type="checkbox"/>	535 <input type="checkbox"/>	540 <input type="checkbox"/>			
	545 <input type="checkbox"/>	610 <input type="checkbox"/>	710 <input type="checkbox"/>	715 <input type="checkbox"/>	720 <input type="checkbox"/>	725 <input type="checkbox"/>	730 <input type="checkbox"/>	735 <input type="checkbox"/>	740 <input type="checkbox"/>	745 <input type="checkbox"/>	750 <input type="checkbox"/>	755 <input type="checkbox"/>	760 <input type="checkbox"/>			
	820 <input type="checkbox"/>	830 <input type="checkbox"/>	840 <input type="checkbox"/>	850 <input type="checkbox"/>	855 <input type="checkbox"/>	860 <input type="checkbox"/>	865 <input type="checkbox"/>	870 <input type="checkbox"/>	890 <input type="checkbox"/>	900 <input type="checkbox"/>	900 <input type="checkbox"/>	900 <input type="checkbox"/>	900 <input type="checkbox"/>	900 <input type="checkbox"/>	900 <input type="checkbox"/>	



## Attachment VI

SELPA: Fiscal Year: 

LEA	<p>1. Enter the names of all LEAs, vendors or contractors of the State Departments of Health Care Services, State Hospitals, and any designated local public health or mental health agency participating in the local plan. Select the California Longitudinal Pupil Achievement Data System (CALPADs) School Owner Code from the drop-down menu.</p> <p>2. Check the box for each service provided by the corresponding LEA. If a service is not provided by a provider, leave the box "blank." Service codes are defined in Section E of the local plan.</p>													
Buellton Union School District (SYV Consortium)	330 <input checked="" type="checkbox"/>	210 <input type="checkbox"/>	220 <input type="checkbox"/>	230 <input type="checkbox"/>	240 <input type="checkbox"/>	250 <input type="checkbox"/>	260 <input type="checkbox"/>	270 <input type="checkbox"/>	340 <input type="checkbox"/>	350 <input type="checkbox"/>	360 <input type="checkbox"/>	370 <input type="checkbox"/>	415 <input checked="" type="checkbox"/>	
	425 <input checked="" type="checkbox"/>	435 <input type="checkbox"/>	436 <input type="checkbox"/>	445 <input checked="" type="checkbox"/>	450 <input checked="" type="checkbox"/>	460 <input type="checkbox"/>	510 <input checked="" type="checkbox"/>	515 <input checked="" type="checkbox"/>	520 <input checked="" type="checkbox"/>	525 <input checked="" type="checkbox"/>	530 <input type="checkbox"/>	535 <input type="checkbox"/>	540 <input type="checkbox"/>	
	545 <input type="checkbox"/>	610 <input type="checkbox"/>	710 <input type="checkbox"/>	715 <input type="checkbox"/>	720 <input type="checkbox"/>	725 <input type="checkbox"/>	730 <input type="checkbox"/>	735 <input type="checkbox"/>	740 <input type="checkbox"/>	745 <input type="checkbox"/>	750 <input type="checkbox"/>	755 <input type="checkbox"/>	760 <input type="checkbox"/>	
	820 <input type="checkbox"/>	830 <input type="checkbox"/>	840 <input type="checkbox"/>	850 <input type="checkbox"/>	855 <input type="checkbox"/>	860 <input type="checkbox"/>	865 <input type="checkbox"/>	870 <input type="checkbox"/>	890 <input type="checkbox"/>	900 <input type="checkbox"/>	900 <input type="checkbox"/>	900 <input type="checkbox"/>	900 <input type="checkbox"/>	
Carpinteria Unified School District	330 <input checked="" type="checkbox"/>	210 <input type="checkbox"/>	220 <input type="checkbox"/>	230 <input type="checkbox"/>	240 <input type="checkbox"/>	250 <input type="checkbox"/>	260 <input type="checkbox"/>	270 <input type="checkbox"/>	340 <input type="checkbox"/>	350 <input type="checkbox"/>	360 <input type="checkbox"/>	370 <input type="checkbox"/>	415 <input checked="" type="checkbox"/>	
	425 <input checked="" type="checkbox"/>	435 <input type="checkbox"/>	436 <input type="checkbox"/>	445 <input type="checkbox"/>	450 <input checked="" type="checkbox"/>	460 <input checked="" type="checkbox"/>	510 <input checked="" type="checkbox"/>	515 <input checked="" type="checkbox"/>	520 <input checked="" type="checkbox"/>	525 <input checked="" type="checkbox"/>	530 <input type="checkbox"/>	535 <input checked="" type="checkbox"/>	540 <input type="checkbox"/>	
	545 <input checked="" type="checkbox"/>	610 <input type="checkbox"/>	710 <input checked="" type="checkbox"/>	715 <input type="checkbox"/>	720 <input type="checkbox"/>	725 <input checked="" type="checkbox"/>	730 <input checked="" type="checkbox"/>	735 <input type="checkbox"/>	740 <input type="checkbox"/>	745 <input type="checkbox"/>	750 <input type="checkbox"/>	755 <input type="checkbox"/>	760 <input type="checkbox"/>	
	820 <input checked="" type="checkbox"/>	830 <input checked="" type="checkbox"/>	840 <input checked="" type="checkbox"/>	850 <input checked="" type="checkbox"/>	855 <input type="checkbox"/>	860 <input type="checkbox"/>	865 <input checked="" type="checkbox"/>	870 <input checked="" type="checkbox"/>	890 <input checked="" type="checkbox"/>	900 <input type="checkbox"/>	900 <input type="checkbox"/>	900 <input type="checkbox"/>	900 <input type="checkbox"/>	
Cold Spring School District	330 <input type="checkbox"/>	210 <input type="checkbox"/>	220 <input type="checkbox"/>	230 <input type="checkbox"/>	240 <input type="checkbox"/>	250 <input type="checkbox"/>	260 <input type="checkbox"/>	270 <input type="checkbox"/>	340 <input type="checkbox"/>	350 <input type="checkbox"/>	360 <input type="checkbox"/>	370 <input type="checkbox"/>	415 <input checked="" type="checkbox"/>	
	425 <input checked="" type="checkbox"/>	435 <input type="checkbox"/>	436 <input type="checkbox"/>	445 <input type="checkbox"/>	450 <input checked="" type="checkbox"/>	460 <input type="checkbox"/>	510 <input checked="" type="checkbox"/>	515 <input type="checkbox"/>	520 <input type="checkbox"/>	525 <input type="checkbox"/>	530 <input checked="" type="checkbox"/>	535 <input type="checkbox"/>	540 <input type="checkbox"/>	
	545 <input type="checkbox"/>	610 <input type="checkbox"/>	710 <input checked="" type="checkbox"/>	715 <input type="checkbox"/>	720 <input checked="" type="checkbox"/>	725 <input checked="" type="checkbox"/>	730 <input checked="" type="checkbox"/>	735 <input type="checkbox"/>	740 <input type="checkbox"/>	745 <input type="checkbox"/>	750 <input type="checkbox"/>	755 <input type="checkbox"/>	760 <input type="checkbox"/>	
	820 <input type="checkbox"/>	830 <input type="checkbox"/>	840 <input type="checkbox"/>	850 <input type="checkbox"/>	855 <input type="checkbox"/>	860 <input type="checkbox"/>	865 <input type="checkbox"/>	870 <input type="checkbox"/>	890 <input type="checkbox"/>	900 <input type="checkbox"/>	900 <input type="checkbox"/>	900 <input type="checkbox"/>	900 <input type="checkbox"/>	

## Attachment VI

SELPA: Fiscal Year: 

LEA	<p>1. Enter the names of all LEAs, vendors or contractors of the State Departments of Health Care Services, State Hospitals, and any designated local public health or mental health agency participating in the local plan. Select the California Longitudinal Pupil Achievement Data System (CALPADs) School Owner Code from the drop-down menu.</p> <p>2. Check the box for each service provided by the corresponding LEA. If a service is not provided by a provider, leave the box "blank." Service codes are defined in Section E of the local plan.</p>													
College School Dsitric	330 <input type="checkbox"/>	210 <input type="checkbox"/>	220 <input type="checkbox"/>	230 <input type="checkbox"/>	240 <input type="checkbox"/>	250 <input type="checkbox"/>	260 <input type="checkbox"/>	270 <input type="checkbox"/>	340 <input checked="" type="checkbox"/>	350 <input type="checkbox"/>	360 <input type="checkbox"/>	370 <input type="checkbox"/>	415 <input type="checkbox"/>	
	425 <input type="checkbox"/>	435 <input type="checkbox"/>	436 <input type="checkbox"/>	445 <input type="checkbox"/>	450 <input type="checkbox"/>	460 <input type="checkbox"/>	510 <input type="checkbox"/>	515 <input type="checkbox"/>	520 <input checked="" type="checkbox"/>	525 <input type="checkbox"/>	530 <input type="checkbox"/>	535 <input type="checkbox"/>	540 <input type="checkbox"/>	
	545 <input type="checkbox"/>	610 <input type="checkbox"/>	710 <input type="checkbox"/>	715 <input type="checkbox"/>	720 <input type="checkbox"/>	725 <input type="checkbox"/>	730 <input type="checkbox"/>	735 <input type="checkbox"/>	740 <input type="checkbox"/>	745 <input type="checkbox"/>	750 <input type="checkbox"/>	755 <input type="checkbox"/>	760 <input type="checkbox"/>	
	820 <input type="checkbox"/>	830 <input type="checkbox"/>	840 <input type="checkbox"/>	850 <input type="checkbox"/>	855 <input type="checkbox"/>	860 <input type="checkbox"/>	865 <input type="checkbox"/>	870 <input type="checkbox"/>	890 <input type="checkbox"/>	900 <input type="checkbox"/>	900 <input type="checkbox"/>	900 <input type="checkbox"/>	900 <input type="checkbox"/>	
Cuyama Joint Union School District	330 <input type="checkbox"/>	210 <input type="checkbox"/>	220 <input type="checkbox"/>	230 <input type="checkbox"/>	240 <input type="checkbox"/>	250 <input type="checkbox"/>	260 <input type="checkbox"/>	270 <input type="checkbox"/>	340 <input checked="" type="checkbox"/>	350 <input type="checkbox"/>	360 <input type="checkbox"/>	370 <input type="checkbox"/>	415 <input checked="" type="checkbox"/>	
	425 <input type="checkbox"/>	435 <input type="checkbox"/>	436 <input type="checkbox"/>	445 <input type="checkbox"/>	450 <input type="checkbox"/>	460 <input type="checkbox"/>	510 <input checked="" type="checkbox"/>	515 <input checked="" type="checkbox"/>	520 <input type="checkbox"/>	525 <input type="checkbox"/>	530 <input type="checkbox"/>	535 <input type="checkbox"/>	540 <input type="checkbox"/>	
	545 <input type="checkbox"/>	610 <input type="checkbox"/>	710 <input checked="" type="checkbox"/>	715 <input type="checkbox"/>	720 <input type="checkbox"/>	725 <input type="checkbox"/>	730 <input type="checkbox"/>	735 <input type="checkbox"/>	740 <input type="checkbox"/>	745 <input type="checkbox"/>	750 <input type="checkbox"/>	755 <input type="checkbox"/>	760 <input type="checkbox"/>	
	820 <input type="checkbox"/>	830 <input type="checkbox"/>	840 <input type="checkbox"/>	850 <input type="checkbox"/>	855 <input type="checkbox"/>	860 <input type="checkbox"/>	865 <input type="checkbox"/>	870 <input type="checkbox"/>	890 <input type="checkbox"/>	900 <input type="checkbox"/>	900 <input type="checkbox"/>	900 <input type="checkbox"/>	900 <input type="checkbox"/>	
Family Partnership Charter School	330 <input checked="" type="checkbox"/>	210 <input type="checkbox"/>	220 <input type="checkbox"/>	230 <input type="checkbox"/>	240 <input type="checkbox"/>	250 <input type="checkbox"/>	260 <input type="checkbox"/>	270 <input type="checkbox"/>	340 <input type="checkbox"/>	350 <input type="checkbox"/>	360 <input type="checkbox"/>	370 <input type="checkbox"/>	415 <input checked="" type="checkbox"/>	
	425 <input checked="" type="checkbox"/>	435 <input type="checkbox"/>	436 <input type="checkbox"/>	445 <input type="checkbox"/>	450 <input checked="" type="checkbox"/>	460 <input type="checkbox"/>	510 <input type="checkbox"/>	515 <input type="checkbox"/>	520 <input type="checkbox"/>	525 <input type="checkbox"/>	530 <input type="checkbox"/>	535 <input type="checkbox"/>	540 <input type="checkbox"/>	
	545 <input type="checkbox"/>	610 <input type="checkbox"/>	710 <input type="checkbox"/>	715 <input type="checkbox"/>	720 <input type="checkbox"/>	725 <input type="checkbox"/>	730 <input type="checkbox"/>	735 <input type="checkbox"/>	740 <input type="checkbox"/>	745 <input type="checkbox"/>	750 <input type="checkbox"/>	755 <input type="checkbox"/>	760 <input type="checkbox"/>	
	820 <input checked="" type="checkbox"/>	830 <input checked="" type="checkbox"/>	840 <input checked="" type="checkbox"/>	850 <input type="checkbox"/>	855 <input type="checkbox"/>	860 <input type="checkbox"/>	865 <input type="checkbox"/>	870 <input type="checkbox"/>	890 <input type="checkbox"/>	900 <input type="checkbox"/>	900 <input type="checkbox"/>	900 <input type="checkbox"/>	900 <input type="checkbox"/>	

## Attachment VI

SELPA: Fiscal Year: 

LEA	<p>1. Enter the names of all LEAs, vendors or contractors of the State Departments of Health Care Services, State Hospitals, and any designated local public health or mental health agency participating in the local plan. Select the California Longitudinal Pupil Achievement Data System (CALPADs) School Owner Code from the drop-down menu.</p> <p>2. Check the box for each service provided by the corresponding LEA. If a service is not provided by a provider, leave the box "blank." Service codes are defined in Section E of the local plan.</p>													
Goleta Union School District	330 <input checked="" type="checkbox"/>	210 <input type="checkbox"/>	220 <input type="checkbox"/>	230 <input type="checkbox"/>	240 <input type="checkbox"/>	250 <input type="checkbox"/>	260 <input type="checkbox"/>	270 <input type="checkbox"/>	340 <input type="checkbox"/>	350 <input type="checkbox"/>	360 <input type="checkbox"/>	370 <input type="checkbox"/>	415 <input checked="" type="checkbox"/>	
Guadalupe Union School District	330 <input checked="" type="checkbox"/>	210 <input type="checkbox"/>	220 <input type="checkbox"/>	230 <input type="checkbox"/>	240 <input type="checkbox"/>	250 <input type="checkbox"/>	260 <input type="checkbox"/>	270 <input type="checkbox"/>	340 <input checked="" type="checkbox"/>	350 <input type="checkbox"/>	360 <input type="checkbox"/>	370 <input type="checkbox"/>	415 <input checked="" type="checkbox"/>	
Hope School District	330 <input checked="" type="checkbox"/>	210 <input type="checkbox"/>	220 <input type="checkbox"/>	230 <input type="checkbox"/>	240 <input type="checkbox"/>	250 <input type="checkbox"/>	260 <input type="checkbox"/>	270 <input type="checkbox"/>	340 <input checked="" type="checkbox"/>	350 <input type="checkbox"/>	360 <input type="checkbox"/>	370 <input type="checkbox"/>	415 <input checked="" type="checkbox"/>	

## Attachment VI

SELPA: Fiscal Year: 

LEA	<p>1. Enter the names of all LEAs, vendors or contractors of the State Departments of Health Care Services, State Hospitals, and any designated local public health or mental health agency participating in the local plan. Select the California Longitudinal Pupil Achievement Data System (CALPADs) School Owner Code from the drop-down menu.</p> <p>2. Check the box for each service provided by the corresponding LEA. If a service is not provided by a provider, leave the box "blank." Service codes are defined in Section E of the local plan.</p>													
Lompoc Unified School District	330 <input checked="" type="checkbox"/>	210 <input type="checkbox"/>	220 <input type="checkbox"/>	230 <input type="checkbox"/>	240 <input type="checkbox"/>	250 <input type="checkbox"/>	260 <input type="checkbox"/>	270 <input type="checkbox"/>	340 <input checked="" type="checkbox"/>	350 <input type="checkbox"/>	360 <input type="checkbox"/>	370 <input type="checkbox"/>	415 <input checked="" type="checkbox"/>	
	425 <input checked="" type="checkbox"/>	435 <input checked="" type="checkbox"/>	436 <input checked="" type="checkbox"/>	445 <input type="checkbox"/>	450 <input checked="" type="checkbox"/>	460 <input type="checkbox"/>	510 <input checked="" type="checkbox"/>	515 <input checked="" type="checkbox"/>	520 <input checked="" type="checkbox"/>	525 <input checked="" type="checkbox"/>	530 <input type="checkbox"/>	535 <input checked="" type="checkbox"/>	540 <input type="checkbox"/>	
	545 <input checked="" type="checkbox"/>	610 <input type="checkbox"/>	710 <input type="checkbox"/>	715 <input type="checkbox"/>	720 <input type="checkbox"/>	725 <input type="checkbox"/>	730 <input type="checkbox"/>	735 <input type="checkbox"/>	740 <input type="checkbox"/>	745 <input type="checkbox"/>	750 <input type="checkbox"/>	755 <input type="checkbox"/>	760 <input type="checkbox"/>	
	820 <input type="checkbox"/>	830 <input type="checkbox"/>	840 <input type="checkbox"/>	850 <input type="checkbox"/>	855 <input type="checkbox"/>	860 <input type="checkbox"/>	865 <input type="checkbox"/>	870 <input type="checkbox"/>	890 <input type="checkbox"/>	900 <input type="checkbox"/>	900 <input type="checkbox"/>	900 <input type="checkbox"/>	900 <input type="checkbox"/>	
Los Olivos School District	330 <input type="checkbox"/>	210 <input type="checkbox"/>	220 <input type="checkbox"/>	230 <input type="checkbox"/>	240 <input type="checkbox"/>	250 <input type="checkbox"/>	260 <input type="checkbox"/>	270 <input type="checkbox"/>	340 <input type="checkbox"/>	350 <input type="checkbox"/>	360 <input type="checkbox"/>	370 <input type="checkbox"/>	415 <input checked="" type="checkbox"/>	
	425 <input type="checkbox"/>	435 <input type="checkbox"/>	436 <input type="checkbox"/>	445 <input type="checkbox"/>	450 <input checked="" type="checkbox"/>	460 <input type="checkbox"/>	510 <input checked="" type="checkbox"/>	515 <input checked="" type="checkbox"/>	520 <input type="checkbox"/>	525 <input type="checkbox"/>	530 <input type="checkbox"/>	535 <input type="checkbox"/>	540 <input type="checkbox"/>	
	545 <input type="checkbox"/>	610 <input type="checkbox"/>	710 <input type="checkbox"/>	715 <input type="checkbox"/>	720 <input type="checkbox"/>	725 <input type="checkbox"/>	730 <input type="checkbox"/>	735 <input type="checkbox"/>	740 <input type="checkbox"/>	745 <input type="checkbox"/>	750 <input type="checkbox"/>	755 <input type="checkbox"/>	760 <input type="checkbox"/>	
	820 <input type="checkbox"/>	830 <input type="checkbox"/>	840 <input type="checkbox"/>	850 <input type="checkbox"/>	855 <input type="checkbox"/>	860 <input type="checkbox"/>	865 <input type="checkbox"/>	870 <input type="checkbox"/>	890 <input type="checkbox"/>	900 <input type="checkbox"/>	900 <input type="checkbox"/>	900 <input type="checkbox"/>	900 <input type="checkbox"/>	
Manzanita Public Charter School	330 <input checked="" type="checkbox"/>	210 <input type="checkbox"/>	220 <input type="checkbox"/>	230 <input type="checkbox"/>	240 <input type="checkbox"/>	250 <input type="checkbox"/>	260 <input type="checkbox"/>	270 <input type="checkbox"/>	340 <input checked="" type="checkbox"/>	350 <input type="checkbox"/>	360 <input type="checkbox"/>	370 <input type="checkbox"/>	415 <input type="checkbox"/>	
	425 <input type="checkbox"/>	435 <input type="checkbox"/>	436 <input type="checkbox"/>	445 <input type="checkbox"/>	450 <input checked="" type="checkbox"/>	460 <input type="checkbox"/>	510 <input type="checkbox"/>	515 <input checked="" type="checkbox"/>	520 <input type="checkbox"/>	525 <input type="checkbox"/>	530 <input checked="" type="checkbox"/>	535 <input type="checkbox"/>	540 <input type="checkbox"/>	
	545 <input type="checkbox"/>	610 <input type="checkbox"/>	710 <input type="checkbox"/>	715 <input type="checkbox"/>	720 <input checked="" type="checkbox"/>	725 <input type="checkbox"/>	730 <input type="checkbox"/>	735 <input type="checkbox"/>	740 <input type="checkbox"/>	745 <input type="checkbox"/>	750 <input type="checkbox"/>	755 <input type="checkbox"/>	760 <input type="checkbox"/>	
	820 <input type="checkbox"/>	830 <input type="checkbox"/>	840 <input type="checkbox"/>	850 <input type="checkbox"/>	855 <input type="checkbox"/>	860 <input type="checkbox"/>	865 <input type="checkbox"/>	870 <input type="checkbox"/>	890 <input type="checkbox"/>	900 <input type="checkbox"/>	900 <input type="checkbox"/>	900 <input type="checkbox"/>	900 <input type="checkbox"/>	

## Attachment VI

SELPA: Fiscal Year: 

LEA	<p>1. Enter the names of all LEAs, vendors or contractors of the State Departments of Health Care Services, State Hospitals, and any designated local public health or mental health agency participating in the local plan. Select the California Longitudinal Pupil Achievement Data System (CALPADs) School Owner Code from the drop-down menu.</p> <p>2. Check the box for each service provided by the corresponding LEA. If a service is not provided by a provider, leave the box "blank." Service codes are defined in Section E of the local plan.</p>													
Montecito Union School District	330 <input type="checkbox"/>	210 <input type="checkbox"/>	220 <input type="checkbox"/>	230 <input type="checkbox"/>	240 <input type="checkbox"/>	250 <input type="checkbox"/>	260 <input type="checkbox"/>	270 <input type="checkbox"/>	340 <input checked="" type="checkbox"/>	350 <input type="checkbox"/>	360 <input type="checkbox"/>	370 <input type="checkbox"/>	415 <input checked="" type="checkbox"/>	
	425 <input checked="" type="checkbox"/>	435 <input type="checkbox"/>	436 <input checked="" type="checkbox"/>	445 <input type="checkbox"/>	450 <input checked="" type="checkbox"/>	460 <input type="checkbox"/>	510 <input checked="" type="checkbox"/>	515 <input checked="" type="checkbox"/>	520 <input type="checkbox"/>	525 <input type="checkbox"/>	530 <input checked="" type="checkbox"/>	535 <input type="checkbox"/>	540 <input type="checkbox"/>	
	545 <input type="checkbox"/>	610 <input type="checkbox"/>	710 <input type="checkbox"/>	715 <input type="checkbox"/>	720 <input type="checkbox"/>	725 <input type="checkbox"/>	730 <input type="checkbox"/>	735 <input type="checkbox"/>	740 <input type="checkbox"/>	745 <input type="checkbox"/>	750 <input type="checkbox"/>	755 <input type="checkbox"/>	760 <input type="checkbox"/>	
	820 <input type="checkbox"/>	830 <input type="checkbox"/>	840 <input type="checkbox"/>	850 <input type="checkbox"/>	855 <input type="checkbox"/>	860 <input type="checkbox"/>	865 <input type="checkbox"/>	870 <input type="checkbox"/>	890 <input type="checkbox"/>	900 <input type="checkbox"/>	900 <input type="checkbox"/>	900 <input type="checkbox"/>	900 <input type="checkbox"/>	
Orcutt Union School District	330 <input checked="" type="checkbox"/>	210 <input type="checkbox"/>	220 <input type="checkbox"/>	230 <input type="checkbox"/>	240 <input type="checkbox"/>	250 <input type="checkbox"/>	260 <input type="checkbox"/>	270 <input type="checkbox"/>	340 <input checked="" type="checkbox"/>	350 <input type="checkbox"/>	360 <input type="checkbox"/>	370 <input type="checkbox"/>	415 <input checked="" type="checkbox"/>	
	425 <input checked="" type="checkbox"/>	435 <input checked="" type="checkbox"/>	436 <input type="checkbox"/>	445 <input type="checkbox"/>	450 <input checked="" type="checkbox"/>	460 <input type="checkbox"/>	510 <input checked="" type="checkbox"/>	515 <input checked="" type="checkbox"/>	520 <input checked="" type="checkbox"/>	525 <input type="checkbox"/>	530 <input checked="" type="checkbox"/>	535 <input checked="" type="checkbox"/>	540 <input type="checkbox"/>	
	545 <input type="checkbox"/>	610 <input type="checkbox"/>	710 <input checked="" type="checkbox"/>	715 <input checked="" type="checkbox"/>	720 <input type="checkbox"/>	725 <input checked="" type="checkbox"/>	730 <input checked="" type="checkbox"/>	735 <input type="checkbox"/>	740 <input type="checkbox"/>	745 <input type="checkbox"/>	750 <input type="checkbox"/>	755 <input type="checkbox"/>	760 <input type="checkbox"/>	
	820 <input checked="" type="checkbox"/>	830 <input type="checkbox"/>	840 <input checked="" type="checkbox"/>	850 <input type="checkbox"/>	855 <input type="checkbox"/>	860 <input type="checkbox"/>	865 <input type="checkbox"/>	870 <input type="checkbox"/>	890 <input type="checkbox"/>	900 <input type="checkbox"/>	900 <input type="checkbox"/>	900 <input type="checkbox"/>	900 <input type="checkbox"/>	
Santa Barbara Charter School	330 <input checked="" type="checkbox"/>	210 <input type="checkbox"/>	220 <input type="checkbox"/>	230 <input type="checkbox"/>	240 <input type="checkbox"/>	250 <input type="checkbox"/>	260 <input type="checkbox"/>	270 <input type="checkbox"/>	340 <input type="checkbox"/>	350 <input type="checkbox"/>	360 <input type="checkbox"/>	370 <input type="checkbox"/>	415 <input checked="" type="checkbox"/>	
	425 <input type="checkbox"/>	435 <input type="checkbox"/>	436 <input type="checkbox"/>	445 <input type="checkbox"/>	450 <input checked="" type="checkbox"/>	460 <input type="checkbox"/>	510 <input checked="" type="checkbox"/>	515 <input checked="" type="checkbox"/>	520 <input type="checkbox"/>	525 <input checked="" type="checkbox"/>	530 <input type="checkbox"/>	535 <input type="checkbox"/>	540 <input type="checkbox"/>	
	545 <input type="checkbox"/>	610 <input type="checkbox"/>	710 <input type="checkbox"/>	715 <input type="checkbox"/>	720 <input type="checkbox"/>	725 <input type="checkbox"/>	730 <input type="checkbox"/>	735 <input type="checkbox"/>	740 <input type="checkbox"/>	745 <input type="checkbox"/>	750 <input type="checkbox"/>	755 <input type="checkbox"/>	760 <input type="checkbox"/>	
	820 <input type="checkbox"/>	830 <input type="checkbox"/>	840 <input type="checkbox"/>	850 <input type="checkbox"/>	855 <input type="checkbox"/>	860 <input type="checkbox"/>	865 <input type="checkbox"/>	870 <input type="checkbox"/>	890 <input type="checkbox"/>	900 <input type="checkbox"/>	900 <input type="checkbox"/>	900 <input type="checkbox"/>	900 <input type="checkbox"/>	

## Attachment VI

SELPA: Fiscal Year: 

LEA	<p>1. Enter the names of all LEAs, vendors or contractors of the State Departments of Health Care Services, State Hospitals, and any designated local public health or mental health agency participating in the local plan. Select the California Longitudinal Pupil Achievement Data System (CALPADs) School Owner Code from the drop-down menu.</p> <p>2. Check the box for each service provided by the corresponding LEA. If a service is not provided by a provider, leave the box "blank." Service codes are defined in Section E of the local plan.</p>													
Santa Barbara Unified School District	330 <input checked="" type="checkbox"/>	210 <input type="checkbox"/>	220 <input type="checkbox"/>	230 <input type="checkbox"/>	240 <input type="checkbox"/>	250 <input type="checkbox"/>	260 <input type="checkbox"/>	270 <input type="checkbox"/>	340 <input checked="" type="checkbox"/>	350 <input checked="" type="checkbox"/>	360 <input type="checkbox"/>	370 <input type="checkbox"/>	415 <input checked="" type="checkbox"/>	
	425 <input checked="" type="checkbox"/>	435 <input checked="" type="checkbox"/>	436 <input checked="" type="checkbox"/>	445 <input checked="" type="checkbox"/>	450 <input checked="" type="checkbox"/>	460 <input checked="" type="checkbox"/>	510 <input checked="" type="checkbox"/>	515 <input checked="" type="checkbox"/>	520 <input checked="" type="checkbox"/>	525 <input checked="" type="checkbox"/>	530 <input checked="" type="checkbox"/>	535 <input type="checkbox"/>	540 <input type="checkbox"/>	
	545 <input checked="" type="checkbox"/>	610 <input type="checkbox"/>	710 <input checked="" type="checkbox"/>	715 <input checked="" type="checkbox"/>	720 <input type="checkbox"/>	725 <input checked="" type="checkbox"/>	730 <input checked="" type="checkbox"/>	735 <input type="checkbox"/>	740 <input checked="" type="checkbox"/>	745 <input type="checkbox"/>	750 <input type="checkbox"/>	755 <input type="checkbox"/>	760 <input type="checkbox"/>	
	820 <input checked="" type="checkbox"/>	830 <input checked="" type="checkbox"/>	840 <input checked="" type="checkbox"/>	850 <input checked="" type="checkbox"/>	855 <input checked="" type="checkbox"/>	860 <input checked="" type="checkbox"/>	865 <input checked="" type="checkbox"/>	870 <input checked="" type="checkbox"/>	890 <input checked="" type="checkbox"/>	900 <input type="checkbox"/>	900 <input type="checkbox"/>	900 <input type="checkbox"/>	900 <input type="checkbox"/>	
Santa Maria Joint Union High School District	330 <input checked="" type="checkbox"/>	210 <input type="checkbox"/>	220 <input type="checkbox"/>	230 <input type="checkbox"/>	240 <input type="checkbox"/>	250 <input type="checkbox"/>	260 <input type="checkbox"/>	270 <input type="checkbox"/>	340 <input type="checkbox"/>	350 <input type="checkbox"/>	360 <input type="checkbox"/>	370 <input type="checkbox"/>	415 <input checked="" type="checkbox"/>	
	425 <input checked="" type="checkbox"/>	435 <input checked="" type="checkbox"/>	436 <input checked="" type="checkbox"/>	445 <input type="checkbox"/>	450 <input type="checkbox"/>	460 <input type="checkbox"/>	510 <input checked="" type="checkbox"/>	515 <input checked="" type="checkbox"/>	520 <input type="checkbox"/>	525 <input type="checkbox"/>	530 <input type="checkbox"/>	535 <input checked="" type="checkbox"/>	540 <input type="checkbox"/>	
	545 <input type="checkbox"/>	610 <input type="checkbox"/>	710 <input type="checkbox"/>	715 <input type="checkbox"/>	720 <input type="checkbox"/>	725 <input checked="" type="checkbox"/>	730 <input checked="" type="checkbox"/>	735 <input type="checkbox"/>	740 <input type="checkbox"/>	745 <input type="checkbox"/>	750 <input type="checkbox"/>	755 <input type="checkbox"/>	760 <input type="checkbox"/>	
	820 <input checked="" type="checkbox"/>	830 <input checked="" type="checkbox"/>	840 <input checked="" type="checkbox"/>	850 <input checked="" type="checkbox"/>	855 <input checked="" type="checkbox"/>	860 <input checked="" type="checkbox"/>	865 <input checked="" type="checkbox"/>	870 <input checked="" type="checkbox"/>	890 <input checked="" type="checkbox"/>	900 <input type="checkbox"/>	900 <input type="checkbox"/>	900 <input type="checkbox"/>	900 <input type="checkbox"/>	
Santa Maria-Bonita School District	330 <input checked="" type="checkbox"/>	210 <input type="checkbox"/>	220 <input type="checkbox"/>	230 <input type="checkbox"/>	240 <input type="checkbox"/>	250 <input type="checkbox"/>	260 <input type="checkbox"/>	270 <input type="checkbox"/>	340 <input type="checkbox"/>	350 <input type="checkbox"/>	360 <input type="checkbox"/>	370 <input type="checkbox"/>	415 <input checked="" type="checkbox"/>	
	425 <input checked="" type="checkbox"/>	435 <input type="checkbox"/>	436 <input checked="" type="checkbox"/>	445 <input checked="" type="checkbox"/>	450 <input checked="" type="checkbox"/>	460 <input checked="" type="checkbox"/>	510 <input checked="" type="checkbox"/>	515 <input checked="" type="checkbox"/>	520 <input type="checkbox"/>	525 <input type="checkbox"/>	530 <input checked="" type="checkbox"/>	535 <input type="checkbox"/>	540 <input type="checkbox"/>	
	545 <input type="checkbox"/>	610 <input type="checkbox"/>	710 <input type="checkbox"/>	715 <input type="checkbox"/>	720 <input type="checkbox"/>	725 <input type="checkbox"/>	730 <input checked="" type="checkbox"/>	735 <input type="checkbox"/>	740 <input type="checkbox"/>	745 <input type="checkbox"/>	750 <input type="checkbox"/>	755 <input type="checkbox"/>	760 <input type="checkbox"/>	
	820 <input type="checkbox"/>	830 <input type="checkbox"/>	840 <input type="checkbox"/>	850 <input type="checkbox"/>	855 <input type="checkbox"/>	860 <input type="checkbox"/>	865 <input type="checkbox"/>	870 <input type="checkbox"/>	890 <input type="checkbox"/>	900 <input type="checkbox"/>	900 <input type="checkbox"/>	900 <input type="checkbox"/>	900 <input type="checkbox"/>	

## Attachment VI

SELPA: Fiscal Year: 

LEA	<p>1. Enter the names of all LEAs, vendors or contractors of the State Departments of Health Care Services, State Hospitals, and any designated local public health or mental health agency participating in the local plan. Select the California Longitudinal Pupil Achievement Data System (CALPADs) School Owner Code from the drop-down menu.</p> <p>2. Check the box for each service provided by the corresponding LEA. If a service is not provided by a provider, leave the box "blank." Service codes are defined in Section E of the local plan.</p>													
Santa Ynez Valley Union High School	<b>330</b> <input type="checkbox"/> 425 <input checked="" type="checkbox"/> 545 <input type="checkbox"/> 820 <input checked="" type="checkbox"/>	210 <input type="checkbox"/> 435 <input type="checkbox"/> 610 <input type="checkbox"/> 830 <input checked="" type="checkbox"/>	220 <input type="checkbox"/> 436 <input type="checkbox"/> 710 <input type="checkbox"/> 840 <input checked="" type="checkbox"/>	230 <input type="checkbox"/> 445 <input checked="" type="checkbox"/> 715 <input type="checkbox"/> 850 <input checked="" type="checkbox"/>	240 <input type="checkbox"/> 450 <input type="checkbox"/> 720 <input type="checkbox"/> 855 <input type="checkbox"/>	250 <input type="checkbox"/> 460 <input type="checkbox"/> 725 <input checked="" type="checkbox"/> 860 <input type="checkbox"/>	260 <input type="checkbox"/> 510 <input checked="" type="checkbox"/> 730 <input checked="" type="checkbox"/> 865 <input checked="" type="checkbox"/>	270 <input type="checkbox"/> 515 <input checked="" type="checkbox"/> 735 <input type="checkbox"/> 870 <input checked="" type="checkbox"/>	340 <input type="checkbox"/> 520 <input checked="" type="checkbox"/> 740 <input type="checkbox"/> 890 <input checked="" type="checkbox"/>	350 <input type="checkbox"/> 525 <input type="checkbox"/> 745 <input type="checkbox"/> 900 <input type="checkbox"/>	360 <input type="checkbox"/> 530 <input type="checkbox"/> 750 <input type="checkbox"/> 900 <input type="checkbox"/>	370 <input type="checkbox"/> 535 <input type="checkbox"/> 755 <input type="checkbox"/> 900 <input type="checkbox"/>	415 <input checked="" type="checkbox"/> 540 <input type="checkbox"/> 760 <input type="checkbox"/> 900 <input type="checkbox"/>	
Solvang School District	<b>330</b> <input type="checkbox"/> 425 <input checked="" type="checkbox"/> 545 <input type="checkbox"/> 820 <input type="checkbox"/>	210 <input type="checkbox"/> 435 <input type="checkbox"/> 610 <input type="checkbox"/> 830 <input type="checkbox"/>	220 <input type="checkbox"/> 436 <input type="checkbox"/> 710 <input checked="" type="checkbox"/> 840 <input type="checkbox"/>	230 <input type="checkbox"/> 445 <input type="checkbox"/> 715 <input type="checkbox"/> 850 <input type="checkbox"/>	240 <input type="checkbox"/> 450 <input checked="" type="checkbox"/> 720 <input type="checkbox"/> 855 <input type="checkbox"/>	250 <input type="checkbox"/> 460 <input type="checkbox"/> 725 <input type="checkbox"/> 860 <input type="checkbox"/>	260 <input type="checkbox"/> 510 <input checked="" type="checkbox"/> 730 <input type="checkbox"/> 865 <input type="checkbox"/>	270 <input type="checkbox"/> 515 <input checked="" type="checkbox"/> 735 <input type="checkbox"/> 870 <input type="checkbox"/>	340 <input type="checkbox"/> 520 <input checked="" type="checkbox"/> 740 <input type="checkbox"/> 890 <input type="checkbox"/>	350 <input type="checkbox"/> 525 <input type="checkbox"/> 745 <input type="checkbox"/> 900 <input type="checkbox"/>	360 <input type="checkbox"/> 530 <input type="checkbox"/> 750 <input type="checkbox"/> 900 <input type="checkbox"/>	370 <input type="checkbox"/> 535 <input type="checkbox"/> 755 <input type="checkbox"/> 900 <input type="checkbox"/>	415 <input checked="" type="checkbox"/> 540 <input type="checkbox"/> 760 <input type="checkbox"/> 900 <input type="checkbox"/>	
Vista Del Mar Union School District	<b>330</b> <input type="checkbox"/> 425 <input type="checkbox"/> 545 <input type="checkbox"/> 820 <input type="checkbox"/>	210 <input type="checkbox"/> 435 <input type="checkbox"/> 610 <input type="checkbox"/> 830 <input type="checkbox"/>	220 <input type="checkbox"/> 436 <input type="checkbox"/> 710 <input type="checkbox"/> 840 <input type="checkbox"/>	230 <input type="checkbox"/> 445 <input type="checkbox"/> 715 <input type="checkbox"/> 850 <input type="checkbox"/>	240 <input type="checkbox"/> 450 <input type="checkbox"/> 720 <input type="checkbox"/> 855 <input type="checkbox"/>	250 <input type="checkbox"/> 460 <input type="checkbox"/> 725 <input type="checkbox"/> 860 <input type="checkbox"/>	260 <input type="checkbox"/> 510 <input type="checkbox"/> 730 <input type="checkbox"/> 865 <input type="checkbox"/>	270 <input type="checkbox"/> 515 <input type="checkbox"/> 735 <input type="checkbox"/> 870 <input type="checkbox"/>	340 <input type="checkbox"/> 520 <input type="checkbox"/> 740 <input type="checkbox"/> 890 <input type="checkbox"/>	350 <input type="checkbox"/> 525 <input type="checkbox"/> 745 <input type="checkbox"/> 900 <input type="checkbox"/>	360 <input type="checkbox"/> 530 <input type="checkbox"/> 750 <input type="checkbox"/> 900 <input type="checkbox"/>	370 <input type="checkbox"/> 535 <input type="checkbox"/> 755 <input type="checkbox"/> 900 <input type="checkbox"/>	415 <input type="checkbox"/> 540 <input type="checkbox"/> 760 <input type="checkbox"/> 900 <input type="checkbox"/>	

## Attachment VI

SELPA: Fiscal Year: 

LEA	<p>1. Enter the names of all LEAs, vendors or contractors of the State Departments of Health Care Services, State Hospitals, and any designated local public health or mental health agency participating in the local plan. Select the California Longitudinal Pupil Achievement Data System (CALPADs) School Owner Code from the drop-down menu.</p> <p>2. Check the box for each service provided by the corresponding LEA. If a service is not provided by a provider, leave the box "blank." Service codes are defined in Section E of the local plan.</p>																									
Santa Barbara County Education Office and SELPA	330	<input checked="" type="checkbox"/>	210	<input checked="" type="checkbox"/>	220	<input type="checkbox"/>	230	<input type="checkbox"/>	240	<input checked="" type="checkbox"/>	250	<input checked="" type="checkbox"/>	260	<input type="checkbox"/>	270	<input type="checkbox"/>	340	<input checked="" type="checkbox"/>	350	<input checked="" type="checkbox"/>	360	<input type="checkbox"/>	370	<input type="checkbox"/>	415	<input checked="" type="checkbox"/>
	425	<input checked="" type="checkbox"/>	435	<input checked="" type="checkbox"/>	436	<input checked="" type="checkbox"/>	445	<input checked="" type="checkbox"/>	450	<input checked="" type="checkbox"/>	460	<input checked="" type="checkbox"/>	510	<input checked="" type="checkbox"/>	515	<input checked="" type="checkbox"/>	520	<input type="checkbox"/>	525	<input checked="" type="checkbox"/>	530	<input checked="" type="checkbox"/>	535	<input type="checkbox"/>	540	<input type="checkbox"/>
	545	<input type="checkbox"/>	610	<input type="checkbox"/>	710	<input checked="" type="checkbox"/>	715	<input checked="" type="checkbox"/>	720	<input checked="" type="checkbox"/>	725	<input checked="" type="checkbox"/>	730	<input checked="" type="checkbox"/>	735	<input type="checkbox"/>	740	<input type="checkbox"/>	745	<input type="checkbox"/>	750	<input type="checkbox"/>	755	<input type="checkbox"/>	760	<input type="checkbox"/>
	820	<input checked="" type="checkbox"/>	830	<input checked="" type="checkbox"/>	840	<input checked="" type="checkbox"/>	850	<input checked="" type="checkbox"/>	855	<input type="checkbox"/>	860	<input type="checkbox"/>	865	<input type="checkbox"/>	870	<input type="checkbox"/>	890	<input checked="" type="checkbox"/>	900	<input type="checkbox"/>	900	<input type="checkbox"/>	900	<input type="checkbox"/>	900	<input type="checkbox"/>



## Attachment VII

SELPA: Santa Barbara County

Fiscal Year: 2020-21

### Attachment VII—Specialized Academic Instruction and Related Services by School Site

#### Participating Local Educational Agency and School Site Information

LEA: Adelante Charter

Superintendent: David Bautista

Phone: 805-966-7392

Email: dbautista@sbunified.org

Special Education Director: Sam Orozco

Phone: 805-966-7392

Email: sorozco@sbunified.org

School Site: Adelante Charter

CDS Code: 6118202

School Ownership Code: 60: Public Elementary

Specialized Academic Instruction—Code 330 is provided: ☒ Yes ☐ No

#### Related Services Currently Provided by the School Site:

If code 900 is used, the specific service must be identified, and as will all services provided, must meet requirements for licensing, certification, and provider qualifications in accordance with law.

210	<input type="checkbox"/>	220	<input type="checkbox"/>	230	<input type="checkbox"/>	240	<input type="checkbox"/>	250	<input type="checkbox"/>	260	<input type="checkbox"/>	270	<input type="checkbox"/>	340	<input type="checkbox"/>	350	<input type="checkbox"/>
360	<input type="checkbox"/>	370	<input type="checkbox"/>	415	<input type="checkbox"/>	425	<input type="checkbox"/>	435	<input type="checkbox"/>	436	<input type="checkbox"/>	445	<input type="checkbox"/>	450	<input checked="" type="checkbox"/>	460	<input type="checkbox"/>
510	<input checked="" type="checkbox"/>	515	<input checked="" type="checkbox"/>	520	<input type="checkbox"/>	525	<input type="checkbox"/>	530	<input type="checkbox"/>	535	<input type="checkbox"/>	540	<input type="checkbox"/>	545	<input type="checkbox"/>	610	<input type="checkbox"/>
710	<input type="checkbox"/>	715	<input type="checkbox"/>	720	<input type="checkbox"/>	725	<input type="checkbox"/>	730	<input type="checkbox"/>	735	<input type="checkbox"/>	740	<input type="checkbox"/>	745	<input type="checkbox"/>	750	<input type="checkbox"/>
755	<input type="checkbox"/>	760	<input type="checkbox"/>	820	<input type="checkbox"/>	830	<input type="checkbox"/>	840	<input type="checkbox"/>	850	<input type="checkbox"/>	855	<input type="checkbox"/>	860	<input type="checkbox"/>	865	<input type="checkbox"/>
870	<input type="checkbox"/>	890	<input type="checkbox"/>														
900	<input type="checkbox"/>	<input type="text"/>				900	<input type="checkbox"/>	<input type="text"/>									
900	<input type="checkbox"/>	<input type="text"/>				900	<input type="checkbox"/>	<input type="text"/>									

## Attachment VII

SELPA: Fiscal Year: **Attachment VII—Specialized Academic Instruction and Related Services by School Site****Participating Local Educational Agency and School Site Information**LEA: Superintendent: Phone: Email: Special Education Director: Phone: Email: School Site: CDS Code: School Ownership Code: Specialized Academic Instruction—Code 330 is provided: ☒ Yes ☐ No**Related Services Currently Provided by the School Site:**

If code 900 is used, the specific service must be identified, and as will all services provided, must meet requirements for licensing, certification, and provider qualifications in accordance with law.

210	<input type="checkbox"/>	220	<input type="checkbox"/>	230	<input type="checkbox"/>	240	<input type="checkbox"/>	250	<input type="checkbox"/>	260	<input type="checkbox"/>	270	<input type="checkbox"/>	340	<input type="checkbox"/>	350	<input type="checkbox"/>
360	<input type="checkbox"/>	370	<input type="checkbox"/>	415	<input type="checkbox"/>	425	<input type="checkbox"/>	435	<input type="checkbox"/>	436	<input type="checkbox"/>	445	<input type="checkbox"/>	450	<input checked="" type="checkbox"/>	460	<input type="checkbox"/>
510	<input checked="" type="checkbox"/>	515	<input type="checkbox"/>	520	<input type="checkbox"/>	525	<input type="checkbox"/>	530	<input type="checkbox"/>	535	<input type="checkbox"/>	540	<input type="checkbox"/>	545	<input type="checkbox"/>	610	<input type="checkbox"/>
710	<input type="checkbox"/>	715	<input type="checkbox"/>	720	<input type="checkbox"/>	725	<input type="checkbox"/>	730	<input type="checkbox"/>	735	<input type="checkbox"/>	740	<input type="checkbox"/>	745	<input type="checkbox"/>	750	<input type="checkbox"/>
755	<input type="checkbox"/>	760	<input type="checkbox"/>	820	<input type="checkbox"/>	830	<input type="checkbox"/>	840	<input type="checkbox"/>	850	<input type="checkbox"/>	855	<input type="checkbox"/>	860	<input type="checkbox"/>	865	<input type="checkbox"/>
870	<input type="checkbox"/>	890	<input type="checkbox"/>														
900	<input type="checkbox"/>	<input type="text"/>				900	<input type="checkbox"/>	<input type="text"/>									
900	<input type="checkbox"/>	<input type="text"/>				900	<input type="checkbox"/>	<input type="text"/>									

## Attachment VII

SELPA: Fiscal Year: **Attachment VII—Specialized Academic Instruction and Related Services by School Site****Participating Local Educational Agency and School Site Information**LEA: Superintendent: Phone: Email: Special Education Director: Phone: Email: School Site: CDS Code: School Ownership Code: Specialized Academic Instruction—Code 330 is provided: ☒ Yes ☐ No**Related Services Currently Provided by the School Site:**

If code 900 is used, the specific service must be identified, and as will all services provided, must meet requirements for licensing, certification, and provider qualifications in accordance with law.

210 <input type="checkbox"/>	220 <input type="checkbox"/>	230 <input type="checkbox"/>	240 <input type="checkbox"/>	250 <input type="checkbox"/>	260 <input type="checkbox"/>	270 <input type="checkbox"/>	340 <input type="checkbox"/>	350 <input type="checkbox"/>
360 <input type="checkbox"/>	370 <input type="checkbox"/>	415 <input type="checkbox"/>	425 <input type="checkbox"/>	435 <input type="checkbox"/>	436 <input type="checkbox"/>	445 <input type="checkbox"/>	450 <input type="checkbox"/>	460 <input type="checkbox"/>
510 <input checked="" type="checkbox"/>	515 <input type="checkbox"/>	520 <input type="checkbox"/>	525 <input type="checkbox"/>	530 <input type="checkbox"/>	535 <input type="checkbox"/>	540 <input type="checkbox"/>	545 <input type="checkbox"/>	610 <input type="checkbox"/>
710 <input checked="" type="checkbox"/>	715 <input type="checkbox"/>	720 <input type="checkbox"/>	725 <input type="checkbox"/>	730 <input type="checkbox"/>	735 <input type="checkbox"/>	740 <input type="checkbox"/>	745 <input type="checkbox"/>	750 <input type="checkbox"/>
755 <input type="checkbox"/>	760 <input type="checkbox"/>	820 <input type="checkbox"/>	830 <input type="checkbox"/>	840 <input type="checkbox"/>	850 <input type="checkbox"/>	855 <input type="checkbox"/>	860 <input type="checkbox"/>	865 <input type="checkbox"/>
870 <input type="checkbox"/>	890 <input type="checkbox"/>							
900 <input type="checkbox"/>	<input type="text"/>	900 <input type="checkbox"/>	<input type="text"/>					
900 <input type="checkbox"/>	<input type="text"/>	900 <input type="checkbox"/>	<input type="text"/>					

## Attachment VII

SELPA: Fiscal Year: **Attachment VII—Specialized Academic Instruction and Related Services by School Site****Participating Local Educational Agency and School Site Information**LEA: Superintendent: Phone: Email: Special Education Director: Phone: Email: School Site: CDS Code: School Ownership Code: Specialized Academic Instruction—Code 330 is provided: ☒ Yes ☐ No**Related Services Currently Provided by the School Site:**

If code 900 is used, the specific service must be identified, and as will all services provided, must meet requirements for licensing, certification, and provider qualifications in accordance with law.

210 ☐ 220 ☐ 230 ☐ 240 ☐ 250 ☐ 260 ☐ 270 ☐ 340 ☐ 350 ☐360 ☐ 370 ☐ 415 ☐ 425 ☐ 435 ☐ 436 ☐ 445 ☐ 450 ☒ 460 ☐510 ☒ 515 ☒ 520 ☒ 525 ☐ 530 ☐ 535 ☐ 540 ☐ 545 ☐ 610 ☐710 ☒ 715 ☐ 720 ☐ 725 ☐ 730 ☐ 735 ☐ 740 ☐ 745 ☐ 750 ☐755 ☐ 760 ☐ 820 ☐ 830 ☐ 840 ☐ 850 ☐ 855 ☐ 860 ☐ 865 ☐870 ☐ 890 ☐900 ☐  900 ☐ 900 ☐  900 ☐

## Attachment VII

SELPA: Fiscal Year: **Attachment VII—Specialized Academic Instruction and Related Services by School Site****Participating Local Educational Agency and School Site Information**LEA: Superintendent: Phone: Email: Special Education Director: Phone: Email: School Site: CDS Code: School Ownership Code: Specialized Academic Instruction—Code 330 is provided: ☒ Yes ☐ No**Related Services Currently Provided by the School Site:**

If code 900 is used, the specific service must be identified, and as will all services provided, must meet requirements for licensing, certification, and provider qualifications in accordance with law.

210	<input type="checkbox"/>	220	<input type="checkbox"/>	230	<input type="checkbox"/>	240	<input type="checkbox"/>	250	<input type="checkbox"/>	260	<input type="checkbox"/>	270	<input type="checkbox"/>	340	<input type="checkbox"/>	350	<input type="checkbox"/>
360	<input type="checkbox"/>	370	<input type="checkbox"/>	415	<input type="checkbox"/>	425	<input type="checkbox"/>	435	<input type="checkbox"/>	436	<input type="checkbox"/>	445	<input type="checkbox"/>	450	<input checked="" type="checkbox"/>	460	<input type="checkbox"/>
510	<input checked="" type="checkbox"/>	515	<input checked="" type="checkbox"/>	520	<input checked="" type="checkbox"/>	525	<input type="checkbox"/>	530	<input type="checkbox"/>	535	<input type="checkbox"/>	540	<input type="checkbox"/>	545	<input type="checkbox"/>	610	<input type="checkbox"/>
710	<input checked="" type="checkbox"/>	715	<input type="checkbox"/>	720	<input type="checkbox"/>	725	<input checked="" type="checkbox"/>	730	<input checked="" type="checkbox"/>	735	<input type="checkbox"/>	740	<input type="checkbox"/>	745	<input type="checkbox"/>	750	<input type="checkbox"/>
755	<input type="checkbox"/>	760	<input type="checkbox"/>	820	<input type="checkbox"/>	830	<input type="checkbox"/>	840	<input type="checkbox"/>	850	<input type="checkbox"/>	855	<input type="checkbox"/>	860	<input type="checkbox"/>	865	<input type="checkbox"/>
870	<input type="checkbox"/>	890	<input type="checkbox"/>														
900	<input type="checkbox"/>	<input type="text"/>				900	<input type="checkbox"/>	<input type="text"/>									
900	<input type="checkbox"/>	<input type="text"/>				900	<input type="checkbox"/>	<input type="text"/>									

## Attachment VII

SELPA: Fiscal Year: **Attachment VII—Specialized Academic Instruction and Related Services by School Site****Participating Local Educational Agency and School Site Information**LEA: Superintendent: Phone: Email: Special Education Director: Phone: Email: School Site: CDS Code: School Ownership Code: Specialized Academic Instruction—Code 330 is provided: ☐ Yes ☐ No**Related Services Currently Provided by the School Site:**

If code 900 is used, the specific service must be identified, and as will all services provided, must meet requirements for licensing, certification, and provider qualifications in accordance with law.

210	<input type="checkbox"/>	220	<input type="checkbox"/>	230	<input type="checkbox"/>	240	<input type="checkbox"/>	250	<input type="checkbox"/>	260	<input type="checkbox"/>	270	<input type="checkbox"/>	340	<input type="checkbox"/>	350	<input type="checkbox"/>
360	<input type="checkbox"/>	370	<input type="checkbox"/>	415	<input type="checkbox"/>	425	<input type="checkbox"/>	435	<input type="checkbox"/>	436	<input checked="" type="checkbox"/>	445	<input type="checkbox"/>	450	<input checked="" type="checkbox"/>	460	<input checked="" type="checkbox"/>
510	<input checked="" type="checkbox"/>	515	<input checked="" type="checkbox"/>	520	<input checked="" type="checkbox"/>	525	<input checked="" type="checkbox"/>	530	<input type="checkbox"/>	535	<input checked="" type="checkbox"/>	540	<input type="checkbox"/>	545	<input type="checkbox"/>	610	<input type="checkbox"/>
710	<input checked="" type="checkbox"/>	715	<input type="checkbox"/>	720	<input type="checkbox"/>	725	<input checked="" type="checkbox"/>	730	<input checked="" type="checkbox"/>	735	<input type="checkbox"/>	740	<input type="checkbox"/>	745	<input type="checkbox"/>	750	<input type="checkbox"/>
755	<input type="checkbox"/>	760	<input type="checkbox"/>	820	<input checked="" type="checkbox"/>	830	<input checked="" type="checkbox"/>	840	<input checked="" type="checkbox"/>	850	<input checked="" type="checkbox"/>	855	<input type="checkbox"/>	860	<input type="checkbox"/>	865	<input type="checkbox"/>
870	<input checked="" type="checkbox"/>	890	<input type="checkbox"/>														
900	<input type="checkbox"/>	<input type="text"/>				900	<input type="checkbox"/>	<input type="text"/>									
900	<input type="checkbox"/>	<input type="text"/>				900	<input type="checkbox"/>	<input type="text"/>									

Attachment VII

SELPA: Santa Barbara County

Fiscal Year: 2020-21

Attachment VII – Specialized Academic Instruction and Related Services by School Site

Participating Local Education Agency and School Site Information

LEA: Carpinteria Unified School District

Phone: 805-684-5622

Superintendent: Diana Rigby

Email: [drigby@cusd.net](mailto:drigby@cusd.net)

Special Education Director: Karla Curry

Email: [kcurry@cusd.net](mailto:kcurry@cusd.net)

Phone: 805-684-7408

School Sites Associated with this LEA

School Site	CDS Code	School Ownership Code
Aliso	6045298	60
Canalino	6045306	60
Carpinteria Family	0102129	60
Summerland	6045322	60
Carpinteria Middle	6060008	62
Carpinteria High	4230587	66
Foothill High	4230181	63
Rincon High	4230595	68

## Attachment VII

SELPA: Fiscal Year: **Attachment VII—Specialized Academic Instruction and Related Services by School Site****Participating Local Educational Agency and School Site Information**LEA: Superintendent: Phone: Email: Special Education Director: Phone: Email: School Site: CDS Code: School Ownership Code: Specialized Academic Instruction—Code 330 is provided: ☒ Yes ☐ No**Related Services Currently Provided by the School Site:**

If code 900 is used, the specific service must be identified, and as will all services provided, must meet requirements for licensing, certification, and provider qualifications in accordance with law.

210	<input type="checkbox"/>	220	<input type="checkbox"/>	230	<input type="checkbox"/>	240	<input type="checkbox"/>	250	<input type="checkbox"/>	260	<input type="checkbox"/>	270	<input type="checkbox"/>	340	<input type="checkbox"/>	350	<input type="checkbox"/>
360	<input type="checkbox"/>	370	<input type="checkbox"/>	415	<input type="checkbox"/>	425	<input type="checkbox"/>	435	<input type="checkbox"/>	436	<input type="checkbox"/>	445	<input type="checkbox"/>	450	<input checked="" type="checkbox"/>	460	<input type="checkbox"/>
510	<input checked="" type="checkbox"/>	515	<input type="checkbox"/>	520	<input type="checkbox"/>	525	<input type="checkbox"/>	530	<input checked="" type="checkbox"/>	535	<input type="checkbox"/>	540	<input type="checkbox"/>	545	<input type="checkbox"/>	610	<input type="checkbox"/>
710	<input checked="" type="checkbox"/>	715	<input type="checkbox"/>	720	<input type="checkbox"/>	725	<input checked="" type="checkbox"/>	730	<input checked="" type="checkbox"/>	735	<input type="checkbox"/>	740	<input type="checkbox"/>	745	<input type="checkbox"/>	750	<input type="checkbox"/>
755	<input type="checkbox"/>	760	<input type="checkbox"/>	820	<input type="checkbox"/>	830	<input type="checkbox"/>	840	<input type="checkbox"/>	850	<input type="checkbox"/>	855	<input type="checkbox"/>	860	<input type="checkbox"/>	865	<input type="checkbox"/>
870	<input type="checkbox"/>	890	<input type="checkbox"/>														
900	<input type="checkbox"/>	<input type="text"/>				900	<input type="checkbox"/>	<input type="text"/>									
900	<input type="checkbox"/>	<input type="text"/>				900	<input type="checkbox"/>	<input type="text"/>									



## Attachment VII

SELPA: Fiscal Year: **Attachment VII—Specialized Academic Instruction and Related Services by School Site****Participating Local Educational Agency and School Site Information**LEA: Superintendent: Phone: Email: Special Education Director: Phone: Email: School Site: CDS Code: School Ownership Code: Specialized Academic Instruction—Code 330 is provided: ☒ Yes ☐ No**Related Services Currently Provided by the School Site:**

If code 900 is used, the specific service must be identified, and as will all services provided, must meet requirements for licensing, certification, and provider qualifications in accordance with law.

210 ☐ 220 ☐ 230 ☐ 240 ☐ 250 ☐ 260 ☐ 270 ☐ 340 ☐ 350 ☐360 ☐ 370 ☐ 415 ☒ 425 ☐ 435 ☐ 436 ☐ 445 ☐ 450 ☒ 460 ☐510 ☒ 515 ☒ 520 ☒ 525 ☐ 530 ☐ 535 ☐ 540 ☐ 545 ☐ 610 ☐710 ☐ 715 ☐ 720 ☐ 725 ☐ 730 ☐ 735 ☐ 740 ☐ 745 ☐ 750 ☐755 ☐ 760 ☒ 820 ☐ 830 ☐ 840 ☐ 850 ☐ 855 ☐ 860 ☐ 865 ☐870 ☐ 890 ☐900 ☐  900 ☐ 900 ☐  900 ☐

## Attachment VII

SELPA: Fiscal Year: **Attachment VII—Specialized Academic Instruction and Related Services by School Site****Participating Local Educational Agency and School Site Information**LEA: Superintendent: Phone: Email: Special Education Director: Phone: Email: School Site: CDS Code: School Ownership Code: Specialized Academic Instruction—Code 330 is provided: ☒ Yes ☐ No**Related Services Currently Provided by the School Site:**

If code 900 is used, the specific service must be identified, and as will all services provided, must meet requirements for licensing, certification, and provider qualifications in accordance with law.

210 ☐ 220 ☐ 230 ☐ 240 ☐ 250 ☐ 260 ☐ 270 ☐ 340 ☐ 350 ☐360 ☐ 370 ☐ 415 ☐ 425 ☐ 435 ☐ 436 ☐ 445 ☐ 450 ☐ 460 ☐510 ☒ 515 ☒ 520 ☒ 525 ☒ 530 ☐ 535 ☐ 540 ☐ 545 ☐ 610 ☐710 ☒ 715 ☐ 720 ☐ 725 ☐ 730 ☐ 735 ☐ 740 ☐ 745 ☐ 750 ☐755 ☐ 760 ☐ 820 ☐ 830 ☐ 840 ☐ 850 ☐ 855 ☐ 860 ☐ 865 ☐870 ☐ 890 ☐900 ☐  900 ☐ 900 ☐  900 ☐

## Attachment VII

SELPA: Fiscal Year: **Attachment VII—Specialized Academic Instruction and Related Services by School Site****Participating Local Educational Agency and School Site Information**LEA: Superintendent: Phone: Email: Special Education Director: Phone: Email: School Site: CDS Code: School Ownership Code: Specialized Academic Instruction—Code 330 is provided: ☒ Yes ☐ No**Related Services Currently Provided by the School Site:**

If code 900 is used, the specific service must be identified, and as will all services provided, must meet requirements for licensing, certification, and provider qualifications in accordance with law.

210 ☐ 220 ☐ 230 ☐ 240 ☐ 250 ☐ 260 ☐ 270 ☐ 340 ☐ 350 ☐360 ☐ 370 ☐ 415 ☒ 425 ☐ 435 ☐ 436 ☐ 445 ☐ 450 ☒ 460 ☐510 ☒ 515 ☒ 520 ☒ 525 ☐ 530 ☐ 535 ☐ 540 ☐ 545 ☐ 610 ☐710 ☐ 715 ☐ 720 ☐ 725 ☐ 730 ☐ 735 ☐ 740 ☐ 745 ☐ 750 ☐755 ☐ 760 ☒ 820 ☐ 830 ☐ 840 ☐ 850 ☐ 855 ☐ 860 ☐ 865 ☐870 ☐ 890 ☐900 ☐  900 ☐ 900 ☐  900 ☐

## Attachment VII

SELPA: Fiscal Year: **Attachment VII—Specialized Academic Instruction and Related Services by School Site****Participating Local Educational Agency and School Site Information**LEA: Superintendent: Phone: Email: Special Education Director: Phone: Email: School Site: CDS Code: School Ownership Code: Specialized Academic Instruction—Code 330 is provided: ☒ Yes ☐ No**Related Services Currently Provided by the School Site:**

If code 900 is used, the specific service must be identified, and as will all services provided, must meet requirements for licensing, certification, and provider qualifications in accordance with law.

210	<input type="checkbox"/>	220	<input type="checkbox"/>	230	<input type="checkbox"/>	240	<input type="checkbox"/>	250	<input type="checkbox"/>	260	<input type="checkbox"/>	270	<input type="checkbox"/>	340	<input type="checkbox"/>	350	<input type="checkbox"/>
360	<input type="checkbox"/>	370	<input type="checkbox"/>	415	<input type="checkbox"/>	425	<input type="checkbox"/>	435	<input checked="" type="checkbox"/>	436	<input checked="" type="checkbox"/>	445	<input type="checkbox"/>	450	<input checked="" type="checkbox"/>	460	<input checked="" type="checkbox"/>
510	<input checked="" type="checkbox"/>	515	<input checked="" type="checkbox"/>	520	<input type="checkbox"/>	525	<input type="checkbox"/>	530	<input checked="" type="checkbox"/>	535	<input checked="" type="checkbox"/>	540	<input type="checkbox"/>	545	<input type="checkbox"/>	610	<input type="checkbox"/>
710	<input checked="" type="checkbox"/>	715	<input type="checkbox"/>	720	<input type="checkbox"/>	725	<input checked="" type="checkbox"/>	730	<input checked="" type="checkbox"/>	735	<input type="checkbox"/>	740	<input type="checkbox"/>	745	<input type="checkbox"/>	750	<input type="checkbox"/>
755	<input type="checkbox"/>	760	<input type="checkbox"/>	820	<input type="checkbox"/>	830	<input type="checkbox"/>	840	<input type="checkbox"/>	850	<input type="checkbox"/>	855	<input type="checkbox"/>	860	<input type="checkbox"/>	865	<input type="checkbox"/>
870	<input type="checkbox"/>	890	<input type="checkbox"/>														
900	<input type="checkbox"/>	<input type="text"/>				900	<input type="checkbox"/>	<input type="text"/>									
900	<input type="checkbox"/>	<input type="text"/>				900	<input type="checkbox"/>	<input type="text"/>									

Attachment VII

SELPA: Santa Barbara County

Fiscal Year: 2020-21

Attachment VII – Specialized Academic Instruction and Related Services by School Site

Participating Local Education Agency and School Site Information

LEA: Goleta Union School District

Phone: 805-681-1200

Superintendent: Dr. Donna Lewis

Email: [dlewis@goleta.k12.ca.us](mailto:dlewis@goleta.k12.ca.us)

Special Education Director: Dr. Margaret Saleh

Email: [msaleh@goleta.k12.ca.us](mailto:msaleh@goleta.k12.ca.us)

Phone: 805-681-1220

School Sites Associated with this LEA

School Site	CDS Code	School Ownership Code
Brandon	6067110	60
El Camino	6045405	60
Ellwood	6045421	60
Foothill	6045447	60
Hollister	6045462	60
Isla Vista	6045470	60
Kellogg	6045488	60
La Patera	6045496	60
Mountain View	6045504	60
Learning Tree Preschool	123034	08

## Attachment VII

SELPA: Fiscal Year: **Attachment VII—Specialized Academic Instruction and Related Services by School Site****Participating Local Educational Agency and School Site Information**LEA: Superintendent: Phone: Email: Special Education Director: Phone: Email: School Site: CDS Code: School Ownership Code: Specialized Academic Instruction—Code 330 is provided: ☒ Yes ☐ No**Related Services Currently Provided by the School Site:**

If code 900 is used, the specific service must be identified, and as will all services provided, must meet requirements for licensing, certification, and provider qualifications in accordance with law.

210 ☐ 220 ☐ 230 ☐ 240 ☐ 250 ☐ 260 ☐ 270 ☐ 340 ☐ 350 ☐360 ☐ 370 ☐ 415 ☐ 425 ☐ 435 ☐ 436 ☐ 445 ☐ 450 ☐ 460 ☐510 ☐ 515 ☐ 520 ☐ 525 ☐ 530 ☐ 535 ☐ 540 ☐ 545 ☐ 610 ☐710 ☒ 715 ☐ 720 ☐ 725 ☐ 730 ☐ 735 ☐ 740 ☐ 745 ☐ 750 ☐755 ☐ 760 ☐ 820 ☐ 830 ☐ 840 ☐ 850 ☐ 855 ☐ 860 ☐ 865 ☐870 ☐ 890 ☐900 ☐  900 ☐ 900 ☐  900 ☐

## Attachment VII

SELPA: Santa Barbara County

Fiscal Year: 2020-21

**Attachment VII—Specialized Academic Instruction and Related Services by School Site****Participating Local Educational Agency and School Site Information**

LEA: Guadalupe Union School District

Superintendent: Dr. Emilio Handall

Phone: 805-343-2114

Email: ehandall@gusdbobcats.com

Special Education Director: Robin Faigin, Interim Director

Phone: 805-343-2114

Email: robin4IDEA@gmail.com

School Site: Mary Buren

CDS Code: 6045512

School Ownership Code: 60: Public Elementary

Specialized Academic Instruction—Code 330 is provided: ☒ Yes ☐ No**Related Services Currently Provided by the School Site:**

If code 900 is used, the specific service must be identified, and as will all services provided, must meet requirements for licensing, certification, and provider qualifications in accordance with law.

210	<input type="checkbox"/>	220	<input type="checkbox"/>	230	<input type="checkbox"/>	240	<input type="checkbox"/>	250	<input type="checkbox"/>	260	<input type="checkbox"/>	270	<input type="checkbox"/>	340	<input type="checkbox"/>	350	<input type="checkbox"/>
360	<input type="checkbox"/>	370	<input type="checkbox"/>	415	<input type="checkbox"/>	425	<input type="checkbox"/>	435	<input type="checkbox"/>	436	<input type="checkbox"/>	445	<input type="checkbox"/>	450	<input checked="" type="checkbox"/>	460	<input type="checkbox"/>
510	<input checked="" type="checkbox"/>	515	<input checked="" type="checkbox"/>	520	<input type="checkbox"/>	525	<input type="checkbox"/>	530	<input checked="" type="checkbox"/>	535	<input type="checkbox"/>	540	<input type="checkbox"/>	545	<input type="checkbox"/>	610	<input type="checkbox"/>
710	<input checked="" type="checkbox"/>	715	<input type="checkbox"/>	720	<input type="checkbox"/>	725	<input type="checkbox"/>	730	<input type="checkbox"/>	735	<input type="checkbox"/>	740	<input type="checkbox"/>	745	<input type="checkbox"/>	750	<input type="checkbox"/>
755	<input type="checkbox"/>	760	<input type="checkbox"/>	820	<input type="checkbox"/>	830	<input type="checkbox"/>	840	<input type="checkbox"/>	850	<input type="checkbox"/>	855	<input type="checkbox"/>	860	<input type="checkbox"/>	865	<input type="checkbox"/>
870	<input type="checkbox"/>	890	<input type="checkbox"/>														
900	<input type="checkbox"/>	<input type="text"/>				900	<input type="checkbox"/>	<input type="text"/>									
900	<input type="checkbox"/>	<input type="text"/>				900	<input type="checkbox"/>	<input type="text"/>									

## Attachment VII

SELPA: Santa Barbara County

Fiscal Year: 2020-21

**Attachment VII—Specialized Academic Instruction and Related Services by School Site****Participating Local Educational Agency and School Site Information**

LEA: Guadalupe Union School District

Superintendent: Dr. Emilio Handall

Phone: 805-343-2114

Email: ehandall@gusdbobcats.com

Special Education Director: Robin Faigin, Interim Director

Phone: 805-343-2114

Email: robin4IDEA@gmail.com

School Site: Kermit McKenzie

CDS Code: 6045520

School Ownership Code: 62: Public Intermediate/Middle

Specialized Academic Instruction—Code 330 is provided: ☒ Yes ☐ No**Related Services Currently Provided by the School Site:**

If code 900 is used, the specific service must be identified, and as will all services provided, must meet requirements for licensing, certification, and provider qualifications in accordance with law.

210	<input type="checkbox"/>	220	<input type="checkbox"/>	230	<input type="checkbox"/>	240	<input type="checkbox"/>	250	<input type="checkbox"/>	260	<input type="checkbox"/>	270	<input type="checkbox"/>	340	<input type="checkbox"/>	350	<input type="checkbox"/>
360	<input type="checkbox"/>	370	<input type="checkbox"/>	415	<input type="checkbox"/>	425	<input type="checkbox"/>	435	<input type="checkbox"/>	436	<input type="checkbox"/>	445	<input type="checkbox"/>	450	<input checked="" type="checkbox"/>	460	<input type="checkbox"/>
510	<input checked="" type="checkbox"/>	515	<input type="checkbox"/>	520	<input type="checkbox"/>	525	<input type="checkbox"/>	530	<input type="checkbox"/>	535	<input type="checkbox"/>	540	<input type="checkbox"/>	545	<input type="checkbox"/>	610	<input type="checkbox"/>
710	<input type="checkbox"/>	715	<input type="checkbox"/>	720	<input type="checkbox"/>	725	<input type="checkbox"/>	730	<input type="checkbox"/>	735	<input type="checkbox"/>	740	<input type="checkbox"/>	745	<input type="checkbox"/>	750	<input type="checkbox"/>
755	<input type="checkbox"/>	760	<input type="checkbox"/>	820	<input type="checkbox"/>	830	<input type="checkbox"/>	840	<input type="checkbox"/>	850	<input type="checkbox"/>	855	<input type="checkbox"/>	860	<input type="checkbox"/>	865	<input type="checkbox"/>
870	<input type="checkbox"/>	890	<input type="checkbox"/>														
900	<input type="checkbox"/>	<input type="text"/>				900	<input type="checkbox"/>	<input type="text"/>									
900	<input type="checkbox"/>	<input type="text"/>				900	<input type="checkbox"/>	<input type="text"/>									



## Attachment VII

SELPA: Fiscal Year: **Attachment VII—Specialized Academic Instruction and Related Services by School Site****Participating Local Educational Agency and School Site Information**LEA: Superintendent: Phone: Email: Special Education Director: Phone: Email: School Site: CDS Code: School Ownership Code: Specialized Academic Instruction—Code 330 is provided: ☒ Yes ☐ No**Related Services Currently Provided by the School Site:**

If code 900 is used, the specific service must be identified, and as will all services provided, must meet requirements for licensing, certification, and provider qualifications in accordance with law.

210	<input type="checkbox"/>	220	<input type="checkbox"/>	230	<input type="checkbox"/>	240	<input type="checkbox"/>	250	<input type="checkbox"/>	260	<input type="checkbox"/>	270	<input type="checkbox"/>	340	<input type="checkbox"/>	350	<input type="checkbox"/>
360	<input type="checkbox"/>	370	<input type="checkbox"/>	415	<input type="checkbox"/>	425	<input type="checkbox"/>	435	<input type="checkbox"/>	436	<input type="checkbox"/>	445	<input type="checkbox"/>	450	<input checked="" type="checkbox"/>	460	<input type="checkbox"/>
510	<input checked="" type="checkbox"/>	515	<input checked="" type="checkbox"/>	520	<input type="checkbox"/>	525	<input type="checkbox"/>	530	<input type="checkbox"/>	535	<input checked="" type="checkbox"/>	540	<input type="checkbox"/>	545	<input type="checkbox"/>	610	<input type="checkbox"/>
710	<input type="checkbox"/>	715	<input type="checkbox"/>	720	<input type="checkbox"/>	725	<input checked="" type="checkbox"/>	730	<input type="checkbox"/>	735	<input type="checkbox"/>	740	<input type="checkbox"/>	745	<input type="checkbox"/>	750	<input type="checkbox"/>
755	<input type="checkbox"/>	760	<input type="checkbox"/>	820	<input type="checkbox"/>	830	<input type="checkbox"/>	840	<input type="checkbox"/>	850	<input type="checkbox"/>	855	<input type="checkbox"/>	860	<input type="checkbox"/>	865	<input type="checkbox"/>
870	<input type="checkbox"/>	890	<input type="checkbox"/>														
900	<input type="checkbox"/>	<input type="text"/>				900	<input type="checkbox"/>	<input type="text"/>									
900	<input type="checkbox"/>	<input type="text"/>				900	<input type="checkbox"/>	<input type="text"/>									

Attachment VII

SELPA: Santa Barbara County

Fiscal Year: 2020-21

Attachment VII – Specialized Academic Instruction and Related Services by School Site

Participating Local Education Agency and School Site Information

LEA: Hope School District

Phone: 805-682-2564

Superintendent: Dr. Anne Hubbard

Email: [ahubbard@hopeschooldistrict.org](mailto:ahubbard@hopeschooldistrict.org)

Special Education Director: Jestin St. Peter

Email: [jstpeter@hopeschooldistrict.org](mailto:jstpeter@hopeschooldistrict.org)

Phone: 805-682-2564

School Sites Associated with this LEA

School Site	CDS Code	School Ownership Code
Hope	6045538	60
Monte Vista	6045546	60
Vieja Valley	6045553	60

## Attachment VII

SELPA: Fiscal Year: **Attachment VII—Specialized Academic Instruction and Related Services by School Site****Participating Local Educational Agency and School Site Information**LEA: Superintendent: Phone: Email: Special Education Director: Phone: Email: School Site: CDS Code: School Ownership Code: Specialized Academic Instruction—Code 330 is provided: ☐ Yes ☐ No**Related Services Currently Provided by the School Site:**

If code 900 is used, the specific service must be identified, and as will all services provided, must meet requirements for licensing, certification, and provider qualifications in accordance with law.

210	<input type="checkbox"/>	220	<input type="checkbox"/>	230	<input type="checkbox"/>	240	<input type="checkbox"/>	250	<input type="checkbox"/>	260	<input type="checkbox"/>	270	<input type="checkbox"/>	340	<input type="checkbox"/>	350	<input type="checkbox"/>
360	<input type="checkbox"/>	370	<input type="checkbox"/>	415	<input type="checkbox"/>	425	<input type="checkbox"/>	435	<input checked="" type="checkbox"/>	436	<input checked="" type="checkbox"/>	445	<input type="checkbox"/>	450	<input checked="" type="checkbox"/>	460	<input type="checkbox"/>
510	<input checked="" type="checkbox"/>	515	<input checked="" type="checkbox"/>	520	<input type="checkbox"/>	525	<input checked="" type="checkbox"/>	530	<input type="checkbox"/>	535	<input checked="" type="checkbox"/>	540	<input type="checkbox"/>	545	<input type="checkbox"/>	610	<input type="checkbox"/>
710	<input checked="" type="checkbox"/>	715	<input type="checkbox"/>	720	<input type="checkbox"/>	725	<input checked="" type="checkbox"/>	730	<input checked="" type="checkbox"/>	735	<input type="checkbox"/>	740	<input type="checkbox"/>	745	<input type="checkbox"/>	750	<input type="checkbox"/>
755	<input type="checkbox"/>	760	<input type="checkbox"/>	820	<input checked="" type="checkbox"/>	830	<input checked="" type="checkbox"/>	840	<input checked="" type="checkbox"/>	850	<input checked="" type="checkbox"/>	855	<input checked="" type="checkbox"/>	860	<input checked="" type="checkbox"/>	865	<input type="checkbox"/>
870	<input type="checkbox"/>	890	<input type="checkbox"/>														
900	<input type="checkbox"/>	<input type="text"/>				900	<input type="checkbox"/>	<input type="text"/>									
900	<input type="checkbox"/>	<input type="text"/>				900	<input type="checkbox"/>	<input type="text"/>									

Attachment VII

SELPA: Santa Barbara County

Fiscal Year: 2020-21

Attachment VII – Specialized Academic Instruction and Related Services by School Site

Participating Local Education Agency and School Site Information

LEA: Lompoc Unified School District

Phone: 805-742-3300

Superintendent: Trevor McDonald

Email: [mcdonald.trevor@lUSD.org](mailto:mcdonald.trevor@lUSD.org)

Special Education Director: Brian Jaramillo

Email: [jaramillo.brian@lUSD.org](mailto:jaramillo.brian@lUSD.org)

Phone: 805-742-3300

School Sites Associated with this LEA

School Site	CDS Code	School Ownership Code
Arthur Hapgood	6045561	60
Buena Vista	6045579	60
Clarence Ruth	6045587	60
Crestview	6045595	60
La Canada	6045611	60
La Honda STEAM Academy	6045629	60
Leonora Fillmore	6045645	60
Los Berros	6045660	60
Miguelito	6068902	60
Lompoc Valley Middle	6060016	64
Vandenberg Middle	6060024	64
Cabrillo High	4230454	66
Lompoc High	4233060	66
Maple High	4233029	68
Mission Valley	0100651	63
Lompoc Adult	4233003	70
Dr. Bob Forinash Community Day	0132738	69

## Attachment VII

SELPA: Fiscal Year: **Attachment VII—Specialized Academic Instruction and Related Services by School Site****Participating Local Educational Agency and School Site Information**LEA: Superintendent: Phone: Email: Special Education Director: Phone: Email: School Site: CDS Code: School Ownership Code: Specialized Academic Instruction—Code 330 is provided: ☒ Yes ☐ No**Related Services Currently Provided by the School Site:**

If code 900 is used, the specific service must be identified, and as will all services provided, must meet requirements for licensing, certification, and provider qualifications in accordance with law.

210	<input type="checkbox"/>	220	<input type="checkbox"/>	230	<input type="checkbox"/>	240	<input type="checkbox"/>	250	<input type="checkbox"/>	260	<input type="checkbox"/>	270	<input type="checkbox"/>	340	<input type="checkbox"/>	350	<input type="checkbox"/>
360	<input type="checkbox"/>	370	<input type="checkbox"/>	415	<input type="checkbox"/>	425	<input type="checkbox"/>	435	<input type="checkbox"/>	436	<input type="checkbox"/>	445	<input type="checkbox"/>	450	<input checked="" type="checkbox"/>	460	<input type="checkbox"/>
510	<input checked="" type="checkbox"/>	515	<input checked="" type="checkbox"/>	520	<input type="checkbox"/>	525	<input type="checkbox"/>	530	<input type="checkbox"/>	535	<input type="checkbox"/>	540	<input type="checkbox"/>	545	<input type="checkbox"/>	610	<input type="checkbox"/>
710	<input type="checkbox"/>	715	<input type="checkbox"/>	720	<input type="checkbox"/>	725	<input type="checkbox"/>	730	<input type="checkbox"/>	735	<input type="checkbox"/>	740	<input type="checkbox"/>	745	<input type="checkbox"/>	750	<input type="checkbox"/>
755	<input type="checkbox"/>	760	<input type="checkbox"/>	820	<input type="checkbox"/>	830	<input type="checkbox"/>	840	<input type="checkbox"/>	850	<input type="checkbox"/>	855	<input type="checkbox"/>	860	<input type="checkbox"/>	865	<input type="checkbox"/>
870	<input type="checkbox"/>	890	<input type="checkbox"/>														
900	<input type="checkbox"/>	<input type="text"/>				900	<input type="checkbox"/>	<input type="text"/>									
900	<input type="checkbox"/>	<input type="text"/>				900	<input type="checkbox"/>	<input type="text"/>									

## Attachment VII

SELPA: Fiscal Year: **Attachment VII—Specialized Academic Instruction and Related Services by School Site****Participating Local Educational Agency and School Site Information**LEA: Superintendent: Phone: Email: Special Education Director: Phone: Email: School Site: CDS Code: School Ownership Code: Specialized Academic Instruction—Code 330 is provided: ☒ Yes ☐ No**Related Services Currently Provided by the School Site:**

If code 900 is used, the specific service must be identified, and as will all services provided, must meet requirements for licensing, certification, and provider qualifications in accordance with law.

210 <input type="checkbox"/>	220 <input type="checkbox"/>	230 <input type="checkbox"/>	240 <input type="checkbox"/>	250 <input type="checkbox"/>	260 <input type="checkbox"/>	270 <input type="checkbox"/>	340 <input checked="" type="checkbox"/>	350 <input type="checkbox"/>
360 <input type="checkbox"/>	370 <input type="checkbox"/>	415 <input type="checkbox"/>	425 <input type="checkbox"/>	435 <input type="checkbox"/>	436 <input type="checkbox"/>	445 <input type="checkbox"/>	450 <input checked="" type="checkbox"/>	460 <input type="checkbox"/>
510 <input type="checkbox"/>	515 <input checked="" type="checkbox"/>	520 <input type="checkbox"/>	525 <input type="checkbox"/>	530 <input checked="" type="checkbox"/>	535 <input type="checkbox"/>	540 <input type="checkbox"/>	545 <input type="checkbox"/>	610 <input type="checkbox"/>
710 <input type="checkbox"/>	715 <input type="checkbox"/>	720 <input checked="" type="checkbox"/>	725 <input type="checkbox"/>	730 <input type="checkbox"/>	735 <input type="checkbox"/>	740 <input type="checkbox"/>	745 <input type="checkbox"/>	750 <input type="checkbox"/>
755 <input type="checkbox"/>	760 <input type="checkbox"/>	820 <input type="checkbox"/>	830 <input type="checkbox"/>	840 <input type="checkbox"/>	850 <input type="checkbox"/>	855 <input type="checkbox"/>	860 <input type="checkbox"/>	865 <input type="checkbox"/>
870 <input type="checkbox"/>	890 <input type="checkbox"/>							
900 <input type="checkbox"/>	<input type="text"/>	900 <input type="checkbox"/>	<input type="text"/>					
900 <input type="checkbox"/>	<input type="text"/>	900 <input type="checkbox"/>	<input type="text"/>					

## Attachment VII

SELPA: Fiscal Year: **Attachment VII—Specialized Academic Instruction and Related Services by School Site****Participating Local Educational Agency and School Site Information**LEA: Superintendent: Phone: Email: Special Education Director: Phone: Email: School Site: CDS Code: School Ownership Code: Specialized Academic Instruction—Code 330 is provided: ☒ Yes ☐ No**Related Services Currently Provided by the School Site:**

If code 900 is used, the specific service must be identified, and as will all services provided, must meet requirements for licensing, certification, and provider qualifications in accordance with law.

210 <input type="checkbox"/>	220 <input type="checkbox"/>	230 <input type="checkbox"/>	240 <input type="checkbox"/>	250 <input type="checkbox"/>	260 <input type="checkbox"/>	270 <input type="checkbox"/>	340 <input checked="" type="checkbox"/>	350 <input type="checkbox"/>
360 <input type="checkbox"/>	370 <input type="checkbox"/>	415 <input type="checkbox"/>	425 <input type="checkbox"/>	435 <input type="checkbox"/>	436 <input checked="" type="checkbox"/>	445 <input type="checkbox"/>	450 <input checked="" type="checkbox"/>	460 <input type="checkbox"/>
510 <input checked="" type="checkbox"/>	515 <input checked="" type="checkbox"/>	520 <input type="checkbox"/>	525 <input type="checkbox"/>	530 <input checked="" type="checkbox"/>	535 <input type="checkbox"/>	540 <input type="checkbox"/>	545 <input type="checkbox"/>	610 <input type="checkbox"/>
710 <input type="checkbox"/>	715 <input type="checkbox"/>	720 <input type="checkbox"/>	725 <input type="checkbox"/>	730 <input type="checkbox"/>	735 <input type="checkbox"/>	740 <input type="checkbox"/>	745 <input type="checkbox"/>	750 <input type="checkbox"/>
755 <input type="checkbox"/>	760 <input type="checkbox"/>	820 <input type="checkbox"/>	830 <input type="checkbox"/>	840 <input type="checkbox"/>	850 <input type="checkbox"/>	855 <input type="checkbox"/>	860 <input type="checkbox"/>	865 <input type="checkbox"/>
870 <input type="checkbox"/>	890 <input type="checkbox"/>							
900 <input type="checkbox"/>	<input type="text"/>	900 <input type="checkbox"/>	<input type="text"/>					
900 <input type="checkbox"/>	<input type="text"/>	900 <input type="checkbox"/>	<input type="text"/>					

## Attachment VII

SELPA: Fiscal Year: **Attachment VII—Specialized Academic Instruction and Related Services by School Site****Participating Local Educational Agency and School Site Information**LEA: Superintendent: Phone: Email: Special Education Director: Phone: Email: School Site: CDS Code: School Ownership Code: Specialized Academic Instruction—Code 330 is provided: ☒ Yes ☐ No**Related Services Currently Provided by the School Site:**

If code 900 is used, the specific service must be identified, and as will all services provided, must meet requirements for licensing, certification, and provider qualifications in accordance with law.

210	<input type="checkbox"/>	220	<input type="checkbox"/>	230	<input type="checkbox"/>	240	<input type="checkbox"/>	250	<input type="checkbox"/>	260	<input type="checkbox"/>	270	<input type="checkbox"/>	340	<input checked="" type="checkbox"/>	350	<input type="checkbox"/>
360	<input type="checkbox"/>	370	<input type="checkbox"/>	415	<input type="checkbox"/>	425	<input type="checkbox"/>	435	<input checked="" type="checkbox"/>	436	<input type="checkbox"/>	445	<input type="checkbox"/>	450	<input checked="" type="checkbox"/>	460	<input type="checkbox"/>
510	<input checked="" type="checkbox"/>	515	<input checked="" type="checkbox"/>	520	<input checked="" type="checkbox"/>	525	<input type="checkbox"/>	530	<input checked="" type="checkbox"/>	535	<input checked="" type="checkbox"/>	540	<input type="checkbox"/>	545	<input type="checkbox"/>	610	<input type="checkbox"/>
710	<input checked="" type="checkbox"/>	715	<input checked="" type="checkbox"/>	720	<input type="checkbox"/>	725	<input checked="" type="checkbox"/>	730	<input checked="" type="checkbox"/>	735	<input type="checkbox"/>	740	<input type="checkbox"/>	745	<input type="checkbox"/>	750	<input type="checkbox"/>
755	<input type="checkbox"/>	760	<input type="checkbox"/>	820	<input checked="" type="checkbox"/>	830	<input type="checkbox"/>	840	<input checked="" type="checkbox"/>	850	<input type="checkbox"/>	855	<input type="checkbox"/>	860	<input type="checkbox"/>	865	<input type="checkbox"/>
870	<input type="checkbox"/>	890	<input type="checkbox"/>														
900	<input type="checkbox"/>	<input type="text"/>				900	<input type="checkbox"/>	<input type="text"/>									
900	<input type="checkbox"/>	<input type="text"/>				900	<input type="checkbox"/>	<input type="text"/>									



Attachment VII

SELPA: Santa Barbara County

Fiscal Year: 2020-21

Attachment VII – Specialized Academic Instruction and Related Services by School Site

Participating Local Education Agency and School Site Information

LEA: Orcutt Union School District

Phone: 805-938-8900

Superintendent: Dr. Deborah Blow

Email: [dblow@orcutt-schools.net](mailto:dblow@orcutt-schools.net)

Special Education Director: Kathy Long

Email: [klong@orcutt-schools.net](mailto:klong@orcutt-schools.net)

Phone: 805-938-8960

School Sites Associated with this LEA

School Site	CDS Code	School Ownership Code
Alice Shaw	6045736	60
Joe Nightingale	6045777	60
Orcutt Academy Charter	0116434	65
Olga Reed	6045702	60
Patterson Road	6045793	60
Pine Grove	6045801	60
Ralph Dunlap	6045744	60
Lakeview Jr. High	6045751	64
Orcutt Jr. High	6045785	64

## Attachment VII

SELPA: Fiscal Year: **Attachment VII—Specialized Academic Instruction and Related Services by School Site****Participating Local Educational Agency and School Site Information**LEA: Superintendent: Phone: Email: Special Education Director: Phone: Email: School Site: CDS Code: School Ownership Code: Specialized Academic Instruction—Code 330 is provided: ☒ Yes ☐ No**Related Services Currently Provided by the School Site:**

If code 900 is used, the specific service must be identified, and as will all services provided, must meet requirements for licensing, certification, and provider qualifications in accordance with law.

210 ☐ 220 ☐ 230 ☐ 240 ☐ 250 ☐ 260 ☐ 270 ☐ 340 ☐ 350 ☐360 ☐ 370 ☐ 415 ☐ 425 ☐ 435 ☐ 436 ☐ 445 ☐ 450 ☐ 460 ☐510 ☒ 515 ☒ 520 ☐ 525 ☒ 530 ☐ 535 ☐ 540 ☐ 545 ☐ 610 ☐710 ☐ 715 ☐ 720 ☐ 725 ☐ 730 ☐ 735 ☐ 740 ☐ 745 ☐ 750 ☐755 ☐ 760 ☐ 820 ☐ 830 ☐ 840 ☐ 850 ☐ 855 ☐ 860 ☐ 865 ☐870 ☐ 890 ☐900 ☐  900 ☐ 900 ☐  900 ☐

## Attachment VII

SELPA: Fiscal Year: **Attachment VII—Specialized Academic Instruction and Related Services by School Site****Participating Local Educational Agency and School Site Information**LEA: Superintendent: Phone: Email: Special Education Director: Phone: Email: School Site: CDS Code: School Ownership Code: Specialized Academic Instruction—Code 330 is provided: ☒ Yes ☐ No**Related Services Currently Provided by the School Site:**

If code 900 is used, the specific service must be identified, and as will all services provided, must meet requirements for licensing, certification, and provider qualifications in accordance with law.

210 <input type="checkbox"/>	220 <input type="checkbox"/>	230 <input type="checkbox"/>	240 <input type="checkbox"/>	250 <input type="checkbox"/>	260 <input type="checkbox"/>	270 <input type="checkbox"/>	340 <input checked="" type="checkbox"/>	350 <input type="checkbox"/>
360 <input type="checkbox"/>	370 <input type="checkbox"/>	415 <input type="checkbox"/>	425 <input type="checkbox"/>	435 <input checked="" type="checkbox"/>	436 <input checked="" type="checkbox"/>	445 <input checked="" type="checkbox"/>	450 <input checked="" type="checkbox"/>	460 <input checked="" type="checkbox"/>
510 <input checked="" type="checkbox"/>	515 <input checked="" type="checkbox"/>	520 <input checked="" type="checkbox"/>	525 <input checked="" type="checkbox"/>	530 <input checked="" type="checkbox"/>	535 <input checked="" type="checkbox"/>	540 <input type="checkbox"/>	545 <input type="checkbox"/>	610 <input type="checkbox"/>
710 <input checked="" type="checkbox"/>	715 <input checked="" type="checkbox"/>	720 <input type="checkbox"/>	725 <input checked="" type="checkbox"/>	730 <input checked="" type="checkbox"/>	735 <input type="checkbox"/>	740 <input checked="" type="checkbox"/>	745 <input type="checkbox"/>	750 <input type="checkbox"/>
755 <input type="checkbox"/>	760 <input type="checkbox"/>	820 <input checked="" type="checkbox"/>	830 <input checked="" type="checkbox"/>	840 <input checked="" type="checkbox"/>	850 <input checked="" type="checkbox"/>	855 <input checked="" type="checkbox"/>	860 <input checked="" type="checkbox"/>	865 <input checked="" type="checkbox"/>
870 <input checked="" type="checkbox"/>	890 <input type="checkbox"/>							
900 <input type="checkbox"/>	<input type="text"/>	900 <input type="checkbox"/>	<input type="text"/>					
900 <input type="checkbox"/>	<input type="text"/>	900 <input type="checkbox"/>	<input type="text"/>					

Attachment VII

SELPA: Santa Barbara County

Fiscal Year: 2020-21

Attachment VII – Specialized Academic Instruction and Related Services by School Site

Participating Local Education Agency and School Site Information

LEA: Santa Barbara Unified School District

Phone: 805-963-4338

Superintendent: Cary Matsuoka

Email: [cmatsuoka@sbunified.org](mailto:cmatsuoka@sbunified.org)

Special Education Director: John Schettler

Email: [jschettler@sbunified.org](mailto:jschettler@sbunified.org)

Phone: 805-963-4338

School Sites Associated with this LEA

School Site	CDS Code	School Ownership Code
Adams	6045819	60
Cleveland	6045827	60
Franklin	6045835	60
Harding University Partnership	6045850	60
McKinley	6045884	60
Monroe	6045892	60
Peabody Charter	6045918	60
Roosevelt	6045926	60
Santa Barbara Community Academy	6116875	60
Washington	6045934	60
Goleta Valley Jr. High	6060032	62
La Colina Jr. High	6062095	62
La Cumbre Jr. High	6060040	62
Santa Barbara Jr. High	6060057	62
Dos Pueblos High	4231726	66
San Marcos High	4235230	66
Santa Barbara High	4235727	66
La Cuesta Continuation High	4232690	68
Alta Vista Alternative High	0120402	63
Alta Vista Jr. High	0123885	63
Santa Barbara Unified Early Childhood	0134387	08

## Attachment VII

SELPA: Fiscal Year: **Attachment VII—Specialized Academic Instruction and Related Services by School Site****Participating Local Educational Agency and School Site Information**LEA: Superintendent: Phone: Email: Special Education Director: Phone: Email: School Site: CDS Code: School Ownership Code: Specialized Academic Instruction—Code 330 is provided: ☒ Yes ☐ No**Related Services Currently Provided by the School Site:**

If code 900 is used, the specific service must be identified, and as will all services provided, must meet requirements for licensing, certification, and provider qualifications in accordance with law.

210 <input type="checkbox"/>	220 <input type="checkbox"/>	230 <input type="checkbox"/>	240 <input type="checkbox"/>	250 <input type="checkbox"/>	260 <input type="checkbox"/>	270 <input type="checkbox"/>	340 <input checked="" type="checkbox"/>	350 <input type="checkbox"/>
360 <input type="checkbox"/>	370 <input type="checkbox"/>	415 <input type="checkbox"/>	425 <input type="checkbox"/>	435 <input checked="" type="checkbox"/>	436 <input checked="" type="checkbox"/>	445 <input checked="" type="checkbox"/>	450 <input checked="" type="checkbox"/>	460 <input checked="" type="checkbox"/>
510 <input checked="" type="checkbox"/>	515 <input checked="" type="checkbox"/>	520 <input type="checkbox"/>	525 <input type="checkbox"/>	530 <input checked="" type="checkbox"/>	535 <input type="checkbox"/>	540 <input type="checkbox"/>	545 <input type="checkbox"/>	610 <input type="checkbox"/>
710 <input checked="" type="checkbox"/>	715 <input type="checkbox"/>	720 <input type="checkbox"/>	725 <input checked="" type="checkbox"/>	730 <input checked="" type="checkbox"/>	735 <input type="checkbox"/>	740 <input type="checkbox"/>	745 <input type="checkbox"/>	750 <input type="checkbox"/>
755 <input type="checkbox"/>	760 <input type="checkbox"/>	820 <input type="checkbox"/>	830 <input type="checkbox"/>	840 <input type="checkbox"/>	850 <input type="checkbox"/>	855 <input type="checkbox"/>	860 <input type="checkbox"/>	865 <input type="checkbox"/>
870 <input type="checkbox"/>	890 <input type="checkbox"/>							
900 <input type="checkbox"/>	<input type="text"/>	900 <input type="checkbox"/>	<input type="text"/>					
900 <input type="checkbox"/>	<input type="text"/>	900 <input type="checkbox"/>	<input type="text"/>					

Attachment VII

SELPA: Santa Barbara County

Fiscal Year: 2020-21

Attachment VII – Specialized Academic Instruction and Related Services by School Site

Participating Local Education Agency and School Site Information

LEA: Santa Maria-Bonita School District

Phone: 805-928-1783

Superintendent: Luke Ontiveros

Email: [lontiveros@smbds.net](mailto:lontiveros@smbds.net)

Special Education Director: Kenneth Gordon

Email: [kgordon@smbds.net](mailto:kgordon@smbds.net)

Phone: 805-928-1783

School Sites Associated with this LEA

School Site	CDS Code	School Ownership Code
Adam	6045959	60
Alvin Avenue	6045967	60
Arrellanes	6045975	60
Battles	6107007	60
Bonita	6045272	60
Bruce	6046064	60
Fairlawn	6046007	60
Jimenez	0131623	60
Liberty	0102863	60
Miller	6046031	60
Oakley	6046049	60
Ontiveros	6109268	60
Rice	6046056	60
Sanchez	0102848	60
Taylor	6119812	60
Tunnell	6046023	60
Arrellanes Jr. High	6119820	64
El Camino Jr. High	6045991	62
Fesler Jr. High	6046015	62
Kunst Jr. High	0102855	64

## Attachment VII

SELPA: Fiscal Year: **Attachment VII—Specialized Academic Instruction and Related Services by School Site****Participating Local Educational Agency and School Site Information**LEA: Superintendent: Phone: Email: Special Education Director: Phone: Email: School Site: CDS Code: School Ownership Code: Specialized Academic Instruction—Code 330 is provided: ☒ Yes ☐ No**Related Services Currently Provided by the School Site:**

If code 900 is used, the specific service must be identified, and as will all services provided, must meet requirements for licensing, certification, and provider qualifications in accordance with law.

210 <input type="checkbox"/>	220 <input type="checkbox"/>	230 <input type="checkbox"/>	240 <input type="checkbox"/>	250 <input type="checkbox"/>	260 <input type="checkbox"/>	270 <input type="checkbox"/>	340 <input checked="" type="checkbox"/>	350 <input type="checkbox"/>
360 <input type="checkbox"/>	370 <input type="checkbox"/>	415 <input type="checkbox"/>	425 <input type="checkbox"/>	435 <input checked="" type="checkbox"/>	436 <input checked="" type="checkbox"/>	445 <input type="checkbox"/>	450 <input checked="" type="checkbox"/>	460 <input type="checkbox"/>
510 <input checked="" type="checkbox"/>	515 <input checked="" type="checkbox"/>	520 <input type="checkbox"/>	525 <input checked="" type="checkbox"/>	530 <input checked="" type="checkbox"/>	535 <input checked="" type="checkbox"/>	540 <input type="checkbox"/>	545 <input type="checkbox"/>	610 <input type="checkbox"/>
710 <input checked="" type="checkbox"/>	715 <input type="checkbox"/>	720 <input type="checkbox"/>	725 <input checked="" type="checkbox"/>	730 <input checked="" type="checkbox"/>	735 <input type="checkbox"/>	740 <input type="checkbox"/>	745 <input type="checkbox"/>	750 <input type="checkbox"/>
755 <input type="checkbox"/>	760 <input type="checkbox"/>	820 <input checked="" type="checkbox"/>	830 <input checked="" type="checkbox"/>	840 <input checked="" type="checkbox"/>	850 <input checked="" type="checkbox"/>	855 <input checked="" type="checkbox"/>	860 <input checked="" type="checkbox"/>	865 <input checked="" type="checkbox"/>
870 <input checked="" type="checkbox"/>	890 <input type="checkbox"/>							
900 <input type="checkbox"/>	<input type="text"/>	900 <input type="checkbox"/>	<input type="text"/>					
900 <input type="checkbox"/>	<input type="text"/>	900 <input type="checkbox"/>	<input type="text"/>					

Attachment VII

SELPA: Santa Barbara County

Fiscal Year: 2020-21

Attachment VII – Specialized Academic Instruction and Related Services by School Site

Participating Local Education Agency and School Site Information

LEA: Santa Maria Jt. Union High School District

Phone: 805-922-4573

Superintendent: Antonio Garcia

Email: [angarcia@smjuhsd.org](mailto:angarcia@smjuhsd.org)

Special Education Director: Frances Evans

Email: [fevans@smjuhsd.org](mailto:fevans@smjuhsd.org)

Phone: 805-922-4573

School Sites Associated with this LEA

School Site	CDS Code	School Ownership Code
Ernest Righetti High	4234613	66
Pioneer Valley High	0102285	66
Santa Maria High	4236030	66
Delta High	4231452	68



## Attachment VII

SELPA: Santa Barbara County

Fiscal Year: 2020-21

**Attachment VII—Specialized Academic Instruction and Related Services by School Site****Participating Local Educational Agency and School Site Information**

LEA: Santa Ynez Valley Union High School District

Superintendent: Scott Cory

Phone: 805-688-6487

Email: scory@syvuhd.org

Special Education Director: Claudia Pena, Interim Director

Phone: 805-688-4222

Email: cpena@bueltonusd.org

School Site: Santa Ynez Valley Union High

CDS Code: 4236345

School Ownership Code: 66: Public High School

Specialized Academic Instruction—Code 330 is provided: ☒ Yes ☐ No**Related Services Currently Provided by the School Site:**

If code 900 is used, the specific service must be identified, and as will all services provided, must meet requirements for licensing, certification, and provider qualifications in accordance with law.

210	<input type="checkbox"/>	220	<input type="checkbox"/>	230	<input type="checkbox"/>	240	<input type="checkbox"/>	250	<input type="checkbox"/>	260	<input type="checkbox"/>	270	<input type="checkbox"/>	340	<input type="checkbox"/>	350	<input type="checkbox"/>
360	<input type="checkbox"/>	370	<input type="checkbox"/>	415	<input type="checkbox"/>	425	<input type="checkbox"/>	435	<input type="checkbox"/>	436	<input type="checkbox"/>	445	<input checked="" type="checkbox"/>	450	<input type="checkbox"/>	460	<input type="checkbox"/>
510	<input checked="" type="checkbox"/>	515	<input checked="" type="checkbox"/>	520	<input checked="" type="checkbox"/>	525	<input type="checkbox"/>	530	<input type="checkbox"/>	535	<input type="checkbox"/>	540	<input type="checkbox"/>	545	<input type="checkbox"/>	610	<input type="checkbox"/>
710	<input type="checkbox"/>	715	<input type="checkbox"/>	720	<input type="checkbox"/>	725	<input checked="" type="checkbox"/>	730	<input checked="" type="checkbox"/>	735	<input type="checkbox"/>	740	<input type="checkbox"/>	745	<input type="checkbox"/>	750	<input type="checkbox"/>
755	<input type="checkbox"/>	760	<input type="checkbox"/>	820	<input checked="" type="checkbox"/>	830	<input checked="" type="checkbox"/>	840	<input checked="" type="checkbox"/>	850	<input type="checkbox"/>	855	<input type="checkbox"/>	860	<input type="checkbox"/>	865	<input checked="" type="checkbox"/>
870	<input checked="" type="checkbox"/>	890	<input type="checkbox"/>														
900	<input type="checkbox"/>					900	<input type="checkbox"/>										
900	<input type="checkbox"/>					900	<input type="checkbox"/>										

## Attachment VII

SELPA: Santa Barbara County

Fiscal Year: 2020-21

**Attachment VII—Specialized Academic Instruction and Related Services by School Site****Participating Local Educational Agency and School Site Information**

LEA: Santa Ynez Valley Union High School District

Superintendent: Scott Cory

Phone: 805-688-6487

Email: scory@syvuhsd.org

Special Education Director: Claudia Pena, Interim Director

Phone: 805-688-4222

Email: cpena@buelletonusd.org

School Site: Refugio High

CDS Code: 4230074

School Ownership Code: 68: Continuation High School

Specialized Academic Instruction—Code 330 is provided: ☒ Yes ☐ No**Related Services Currently Provided by the School Site:**

If code 900 is used, the specific service must be identified, and as will all services provided, must meet requirements for licensing, certification, and provider qualifications in accordance with law.

210	<input type="checkbox"/>	220	<input type="checkbox"/>	230	<input type="checkbox"/>	240	<input type="checkbox"/>	250	<input type="checkbox"/>	260	<input type="checkbox"/>	270	<input type="checkbox"/>	340	<input type="checkbox"/>	350	<input type="checkbox"/>
360	<input type="checkbox"/>	370	<input type="checkbox"/>	415	<input type="checkbox"/>	425	<input type="checkbox"/>	435	<input type="checkbox"/>	436	<input type="checkbox"/>	445	<input type="checkbox"/>	450	<input type="checkbox"/>	460	<input type="checkbox"/>
510	<input checked="" type="checkbox"/>	515	<input type="checkbox"/>	520	<input type="checkbox"/>	525	<input type="checkbox"/>	530	<input type="checkbox"/>	535	<input type="checkbox"/>	540	<input type="checkbox"/>	545	<input type="checkbox"/>	610	<input type="checkbox"/>
710	<input type="checkbox"/>	715	<input type="checkbox"/>	720	<input type="checkbox"/>	725	<input type="checkbox"/>	730	<input type="checkbox"/>	735	<input type="checkbox"/>	740	<input type="checkbox"/>	745	<input type="checkbox"/>	750	<input type="checkbox"/>
755	<input type="checkbox"/>	760	<input type="checkbox"/>	820	<input checked="" type="checkbox"/>	830	<input type="checkbox"/>	840	<input checked="" type="checkbox"/>	850	<input type="checkbox"/>	855	<input type="checkbox"/>	860	<input type="checkbox"/>	865	<input type="checkbox"/>
870	<input type="checkbox"/>	890	<input type="checkbox"/>														
900	<input type="checkbox"/>					900	<input type="checkbox"/>										
900	<input type="checkbox"/>					900	<input type="checkbox"/>										

## Attachment VII

SELPA: Fiscal Year: **Attachment VII—Specialized Academic Instruction and Related Services by School Site****Participating Local Educational Agency and School Site Information**LEA: Superintendent: Phone: Email: Special Education Director: Phone: Email: School Site: CDS Code: School Ownership Code: Specialized Academic Instruction—Code 330 is provided: ☒ Yes ☐ No**Related Services Currently Provided by the School Site:**

If code 900 is used, the specific service must be identified, and as will all services provided, must meet requirements for licensing, certification, and provider qualifications in accordance with law.

210 ☐ 220 ☐ 230 ☐ 240 ☐ 250 ☐ 260 ☐ 270 ☐ 340 ☐ 350 ☐360 ☐ 370 ☐ 415 ☐ 425 ☐ 435 ☐ 436 ☐ 445 ☐ 450 ☒ 460 ☒510 ☒ 515 ☒ 520 ☐ 525 ☐ 530 ☐ 535 ☐ 540 ☐ 545 ☐ 610 ☐710 ☒ 715 ☐ 720 ☐ 725 ☐ 730 ☐ 735 ☐ 740 ☐ 745 ☐ 750 ☐755 ☐ 760 ☐ 820 ☐ 830 ☐ 840 ☐ 850 ☐ 855 ☐ 860 ☐ 865 ☐870 ☐ 890 ☐900 ☐  900 ☐ 900 ☐  900 ☐

## Attachment VII

SELPA: Fiscal Year: **Attachment VII—Specialized Academic Instruction and Related Services by School Site****Participating Local Educational Agency and School Site Information**LEA: Superintendent: Phone: Email: Special Education Director: Phone: Email: School Site: CDS Code: School Ownership Code: Specialized Academic Instruction—Code 330 is provided: ☒ Yes ☐ No**Related Services Currently Provided by the School Site:**

If code 900 is used, the specific service must be identified, and as will all services provided, must meet requirements for licensing, certification, and provider qualifications in accordance with law.

210	<input type="checkbox"/>	220	<input type="checkbox"/>	230	<input type="checkbox"/>	240	<input type="checkbox"/>	250	<input type="checkbox"/>	260	<input type="checkbox"/>	270	<input type="checkbox"/>	340	<input type="checkbox"/>	350	<input type="checkbox"/>
360	<input type="checkbox"/>	370	<input type="checkbox"/>	415	<input checked="" type="checkbox"/>	425	<input type="checkbox"/>	435	<input type="checkbox"/>	436	<input type="checkbox"/>	445	<input type="checkbox"/>	450	<input checked="" type="checkbox"/>	460	<input type="checkbox"/>
510	<input checked="" type="checkbox"/>	515	<input type="checkbox"/>	520	<input type="checkbox"/>	525	<input type="checkbox"/>	530	<input type="checkbox"/>	535	<input type="checkbox"/>	540	<input type="checkbox"/>	545	<input type="checkbox"/>	610	<input type="checkbox"/>
710	<input type="checkbox"/>	715	<input type="checkbox"/>	720	<input type="checkbox"/>	725	<input type="checkbox"/>	730	<input type="checkbox"/>	735	<input type="checkbox"/>	740	<input type="checkbox"/>	745	<input type="checkbox"/>	750	<input type="checkbox"/>
755	<input type="checkbox"/>	760	<input type="checkbox"/>	820	<input type="checkbox"/>	830	<input type="checkbox"/>	840	<input type="checkbox"/>	850	<input type="checkbox"/>	855	<input type="checkbox"/>	860	<input type="checkbox"/>	865	<input type="checkbox"/>
870	<input type="checkbox"/>	890	<input type="checkbox"/>														
900	<input type="checkbox"/>	<input type="text"/>				900	<input type="checkbox"/>	<input type="text"/>									
900	<input type="checkbox"/>	<input type="text"/>				900	<input type="checkbox"/>	<input type="text"/>									

## Attachment VII

SELPA: Santa Barbara County

Fiscal Year: 2020-21

**Attachment VII—Specialized Academic Instruction and Related Services by School Site****Participating Local Educational Agency and School Site Information**

LEA: Family Partnership Charter School

Superintendent: Steven Torres

Phone: 805-348-3333

Email: steven.torres@fpcharter.org

Special Education Director: Steven Torres

Phone: 805-348-3333

Email: steven.torres@fpcharter.org

School Site: Family Partnership Charter School

CDS Code: 0111773

School Ownership Code: 60: Public Elementary

Specialized Academic Instruction—Code 330 is provided: ☒ Yes ☐ No**Related Services Currently Provided by the School Site:**

If code 900 is used, the specific service must be identified, and as will all services provided, must meet requirements for licensing, certification, and provider qualifications in accordance with law.

210	<input type="checkbox"/>	220	<input type="checkbox"/>	230	<input type="checkbox"/>	240	<input type="checkbox"/>	250	<input type="checkbox"/>	260	<input type="checkbox"/>	270	<input type="checkbox"/>	340	<input type="checkbox"/>	350	<input type="checkbox"/>
360	<input type="checkbox"/>	370	<input type="checkbox"/>	415	<input type="checkbox"/>	425	<input type="checkbox"/>	435	<input type="checkbox"/>	436	<input type="checkbox"/>	445	<input type="checkbox"/>	450	<input checked="" type="checkbox"/>	460	<input type="checkbox"/>
510	<input checked="" type="checkbox"/>	515	<input type="checkbox"/>	520	<input type="checkbox"/>	525	<input type="checkbox"/>	530	<input type="checkbox"/>	535	<input type="checkbox"/>	540	<input type="checkbox"/>	545	<input type="checkbox"/>	610	<input type="checkbox"/>
710	<input type="checkbox"/>	715	<input type="checkbox"/>	720	<input type="checkbox"/>	725	<input type="checkbox"/>	730	<input type="checkbox"/>	735	<input type="checkbox"/>	740	<input type="checkbox"/>	745	<input type="checkbox"/>	750	<input type="checkbox"/>
755	<input type="checkbox"/>	760	<input type="checkbox"/>	820	<input checked="" type="checkbox"/>	830	<input checked="" type="checkbox"/>	840	<input checked="" type="checkbox"/>	850	<input type="checkbox"/>	855	<input type="checkbox"/>	860	<input type="checkbox"/>	865	<input type="checkbox"/>
870	<input type="checkbox"/>	890	<input type="checkbox"/>														
900	<input type="checkbox"/>	<input type="text"/>				900	<input type="checkbox"/>	<input type="text"/>									
900	<input type="checkbox"/>	<input type="text"/>				900	<input type="checkbox"/>	<input type="text"/>									

## Attachment VII

SELPA: Fiscal Year: **Attachment VII—Specialized Academic Instruction and Related Services by School Site****Participating Local Educational Agency and School Site Information**LEA: Superintendent: Phone: Email: Special Education Director: Phone: Email: School Site: CDS Code: School Ownership Code: Specialized Academic Instruction—Code 330 is provided: ☒ Yes ☐ No**Related Services Currently Provided by the School Site:**

If code 900 is used, the specific service must be identified, and as will all services provided, must meet requirements for licensing, certification, and provider qualifications in accordance with law.

210 <input type="checkbox"/>	220 <input type="checkbox"/>	230 <input type="checkbox"/>	240 <input type="checkbox"/>	250 <input type="checkbox"/>	260 <input type="checkbox"/>	270 <input type="checkbox"/>	340 <input checked="" type="checkbox"/>	350 <input type="checkbox"/>
360 <input type="checkbox"/>	370 <input type="checkbox"/>	415 <input type="checkbox"/>	425 <input type="checkbox"/>	435 <input type="checkbox"/>	436 <input type="checkbox"/>	445 <input type="checkbox"/>	450 <input type="checkbox"/>	460 <input type="checkbox"/>
510 <input checked="" type="checkbox"/>	515 <input checked="" type="checkbox"/>	520 <input type="checkbox"/>	525 <input type="checkbox"/>	530 <input type="checkbox"/>	535 <input type="checkbox"/>	540 <input type="checkbox"/>	545 <input type="checkbox"/>	610 <input type="checkbox"/>
710 <input checked="" type="checkbox"/>	715 <input type="checkbox"/>	720 <input type="checkbox"/>	725 <input type="checkbox"/>	730 <input type="checkbox"/>	735 <input type="checkbox"/>	740 <input type="checkbox"/>	745 <input type="checkbox"/>	750 <input type="checkbox"/>
755 <input type="checkbox"/>	760 <input type="checkbox"/>	820 <input type="checkbox"/>	830 <input type="checkbox"/>	840 <input type="checkbox"/>	850 <input type="checkbox"/>	855 <input type="checkbox"/>	860 <input type="checkbox"/>	865 <input type="checkbox"/>
870 <input type="checkbox"/>	890 <input type="checkbox"/>							
900 <input type="checkbox"/>	<input type="text"/>	900 <input type="checkbox"/>	<input type="text"/>					
900 <input type="checkbox"/>	<input type="text"/>	900 <input type="checkbox"/>	<input type="text"/>					

Attachment VII

SELPA: Santa Barbara County

Fiscal Year: 2020-21

Attachment VII – Specialized Academic Instruction and Related Services by School Site

Participating Local Education Agency and School Site Information

LEA: Cuyama Joint Unified School District

Phone: 661-766-2482

Superintendent: Alfonso Gamino

Email: gamino@cuyamaunified.org

Special Education Director: Kirsten Escobedo

Email: kescobedo@sbceo.org

Phone: 805-964-4711

School Sites Associated with this LEA

School Site	CDS Code	School Ownership Code
Cuyama Elementary	6045389	60
Cuyama Valley High	4231205	66
Sierra Madre High	4230173	68

**LOCAL PLAN**  
**Section E: Annual Service Plan**  
**SPECIAL EDUCATION LOCAL PLAN AREA**



California Department of Education

Special Education Division

January 2020



## Section E: Annual Service Plan

SELPA:

Fiscal Year:

### E. Annual Service Plan

California *Education Code (EC)* sections 56205(b)(2) and (d); 56001; and 56195.9

The annual service plan shall be adopted at a public hearing held by the Special Education Local Plan Area (SELPA). Notice of this hearing shall be posted in each school in the SELPA at least 15 days before the hearing. The annual service plan may be revised during any fiscal year according to the policymaking process as established and specified in the local plan consistent with *EC* sections 56001(f) and 56195.9. The annual service plan shall include a description of services to be provided by each local educational agency (LEA), including the nature of the services and the physical location at which the services will be provided, regardless of whether the LEA is participating in the local plan.

#### Services Included in the Local Plan: Annual Service Plan

All entities and individuals providing related services shall meet the qualifications found in Title 34 of the *Code of Federal Regulations (34 CFR)* Section 300.156(b), Title 5 of the *California Code of Regulations (5 CCR)* 3001(r) and the applicable portions 3051 et. seq.; and shall be either employees of an LEA or county office of education (COE), employed under contract pursuant to *EC* sections 56365-56366, or employees, vendors or contractors of the State Departments of Health Care Services or State Hospitals, or any designated local public health or mental health agency. Services provided by individual LEAs are listed in **Attachments VI**. Services provided by school sites are listed in **Attachment VII**.

**Include a description of the service provided and the physical location where the service is delivered:**

Section E: Annual Service Plan

SELPA:

Fiscal Year:

☒ 330—Specialized Academic Instruction

☐ *Service is Not Currently Provided*

Provide a detailed description of the services to be provided under this code.

Adapting the content, methodology, or delivery of instruction to ensure access of the child to the general curriculum. (This category is to be used for school-age services formerly categorized as “RSP”, SDC, Inclusion and NPS). Specify subjects if necessary to clarify. For example, if the student spends the majority of the day in a separate classroom, but will receive Special Education Services in the general education classroom for 1-2 subject areas, specify the subjects. Or, if the student will spend the majority of the day in the general education day and receives special education services for a small part of the day, specify subjects and location (whether in or out of the classroom.) For students who spend the majority of the day in the special education classroom, you may specify “all subjects” or “all subjects except \_\_\_\_\_”. Subjects in which student will receive no special education support may be noted on the LRE page. (34 CFR 300.38 (b) (3))

Physical location(s) where the service is provided:

☒ Schools operated by the LEA

☐ Opportunity schools and classes

☒ Alternative schools

☐ Other

☐ Community schools—COE

☐ Other

☒ Community day schools—LEA

☐ Other

☐ Nonpublic schools (NPSs)

☐ Other

Section E: Annual Service Plan

SELPA:

Fiscal Year:

- ☒ 210—Family Training, Counseling, Home Visits (Ages 0-2 only) ☐ *Service is Not Currently Provided*

Provide a detailed description of the services to be provided under this code.

Includes services provided by social workers, psychologists, or other qualified personnel to assist the family in understanding the special needs of the child and enhancing the child's development.

Physical location(s) where the service is provided:

- |   |  |
|---|--|
| <input checked="" type="checkbox"/> Schools operated by the LEA | <input type="checkbox"/> Opportunity schools and classes |
| <input type="checkbox"/> Alternative schools                    | <input type="checkbox"/> Other <input type="text"/>      |
| <input type="checkbox"/> Community schools—COE                  | <input type="checkbox"/> Other <input type="text"/>      |
| <input type="checkbox"/> Community day schools—LEA              | <input type="checkbox"/> Other <input type="text"/>      |
| <input type="checkbox"/> Nonpublic agencies (NPAs)              | <input type="checkbox"/> Other <input type="text"/>      |
| <input type="checkbox"/> NPSs                                   |  |

- ☐ 230—Nutrition (Ages 0-2 only) ☒ *Service is Not Currently Provided*

Include an explanation as to why the service option is not included as part of the SELPA's continuum of services available to students with disabilities.

There are currently no students within the Santa Barbara County SELPA who have any of these services included on their IEP. Should that change, the services will be made available.

Section E: Annual Service Plan

SELPA:

Fiscal Year:

- ☒ 240—Service Coordination (Ages 0-2 only) ☐ Service is Not Currently Provided

Provide a detailed description of the services to be provided under this code.

Physical location(s) where the service is provided:

- |   |  |
|---|--|
| <input checked="" type="checkbox"/> Schools operated by the LEA | <input type="checkbox"/> Opportunity schools and classes |
| <input type="checkbox"/> Alternative schools                    | <input type="checkbox"/> Other <input type="text"/>      |
| <input type="checkbox"/> Community schools—COE                  | <input type="checkbox"/> Other <input type="text"/>      |
| <input type="checkbox"/> Community day schools—LEA              | <input type="checkbox"/> Other <input type="text"/>      |
| <input type="checkbox"/> NPAs                                   | <input type="checkbox"/> Other <input type="text"/>      |
| <input type="checkbox"/> NPSs                                   | <input type="checkbox"/> Other <input type="text"/>      |

- ☒ 250—Special Instruction (Ages 0-2 only) ☐ Service is Not Currently Provided

Provide a detailed description of the services to be provided under this code.

Includes the design of learning environments and activities that promote the child's acquisition of skills in a variety of developmental areas, including cognitive processes and social interaction; curriculum planning, including the planned interaction of personnel, materials and time and space, that leads to achieving the outcomes in the child's IFSP; providing families with information, skills and support related to enhancing the skill development of the child; and working with the child to enhance the child's development.

Physical location(s) where the service is provided:

- |   |  |
|---|--|
| <input checked="" type="checkbox"/> Schools operated by the LEA | <input type="checkbox"/> Opportunity schools and classes |
| <input type="checkbox"/> Alternative schools                    | <input type="checkbox"/> Other <input type="text"/>      |
| <input type="checkbox"/> Community schools—COE                  | <input type="checkbox"/> Other <input type="text"/>      |
| <input type="checkbox"/> Community day schools—LEA              | <input type="checkbox"/> Other <input type="text"/>      |
| <input type="checkbox"/> NPAs                                   | <input type="checkbox"/> Other <input type="text"/>      |
| <input type="checkbox"/> NPSs                                   | <input type="checkbox"/> Other <input type="text"/>      |

Section E: Annual Service Plan

SELPA:

Fiscal Year:

- ☐ 260—Special Education Aide (Ages 0-2 only)      ☒ *Service is Not Currently Provided*

Include an explanation as to why the service option is not included as part of the SELPA's continuum of services available to students with disabilities.

There are currently no students within the Santa Barbara County SELPA who have any of these services included on their IEP. Should that change, the services will be made available.

- ☐ 270—Respite Care (Ages 0-2 only)      ☒ *Service is Not Currently Provided*

Include an explanation as to why the service option is not included as part of the SELPA's continuum of services available to students with disabilities.

There are currently no students within the Santa Barbara County SELPA who have any of these services included on their IEP. Should that change, the services will be made available.

- ☒ 340—Intensive Individual Instruction      ☐ *Service is Not Currently Provided*

Provide a detailed description of the services to be provided under this code.

IEP Team determination that student requires additional support for all or part of the day to meet his or her IEP goals.

Physical location(s) where the service is provided:

- |   |  |
|---|--|
| <input checked="" type="checkbox"/> Schools operated by the LEA | <input type="checkbox"/> Opportunity schools and classes |
| <input type="checkbox"/> Alternative schools                    | <input type="checkbox"/> Other <input type="text"/>      |
| <input checked="" type="checkbox"/> Community schools—COE       | <input type="checkbox"/> Other <input type="text"/>      |
| <input type="checkbox"/> Community day schools—LEA              | <input type="checkbox"/> Other <input type="text"/>      |
| <input type="checkbox"/> NPAs                                   | <input type="checkbox"/> Other <input type="text"/>      |
| <input type="checkbox"/> NPSs                                   | <input type="checkbox"/> Other <input type="text"/>      |

Section E: Annual Service Plan

SELPA:

Fiscal Year:

☒ 350—Individual and Small Group Instruction      ☐ *Service is Not Currently Provided*

Provide a detailed description of the services to be provided under this code.

Instructional delivered one-to-one or in a small group as specified in an IEP enabling the individual(s) to participate effectively in the total school program. Ages 3 through 5 only.

Physical location(s) where the service is provided:

- |   |  |
|---|--|
| <input checked="" type="checkbox"/> Schools operated by the LEA | <input type="checkbox"/> Opportunity schools and classes |
| <input type="checkbox"/> Alternative schools                    | <input type="checkbox"/> Other <input type="text"/>      |
| <input checked="" type="checkbox"/> Community schools—COE       | <input type="checkbox"/> Other <input type="text"/>      |
| <input checked="" type="checkbox"/> Community day schools—LEA   | <input type="checkbox"/> Other <input type="text"/>      |
| <input type="checkbox"/> NPAs                                   | <input type="checkbox"/> Other <input type="text"/>      |
| <input type="checkbox"/> NPSs                                   |  |

☒ 415—Speech and Language (5 CCR 3051.1)      ☐ *Service is Not Currently Provided*

Provide a detailed description of the services to be provided under this code.

Remedial intervention for eligible individuals with difficulty understanding or using spoken language. Services may include specialized instruction and services, monitoring, reviewing, and consultation. They may be direct or indirect including the use of a speech consultant.

Physical location(s) where the service is provided:

- |   |  |
|---|--|
| <input checked="" type="checkbox"/> Schools operated by the LEA | <input type="checkbox"/> Opportunity schools and classes |
| <input type="checkbox"/> Alternative schools                    | <input type="checkbox"/> Other <input type="text"/>      |
| <input checked="" type="checkbox"/> Community schools—COE       | <input type="checkbox"/> Other <input type="text"/>      |
| <input checked="" type="checkbox"/> Community day schools—LEA   | <input type="checkbox"/> Other <input type="text"/>      |
| <input type="checkbox"/> NPAs                                   | <input type="checkbox"/> Other <input type="text"/>      |
| <input type="checkbox"/> NPSs                                   |  |

Section E: Annual Service Plan

SELPA:

Fiscal Year:

☒ 425—Adapted Physical Education  
(5 CCR 3051.5)

☐ Service is Not Currently Provided

Physical location(s) where the service is provided:

- |   |  |
|---|--|
| <input checked="" type="checkbox"/> Schools operated by the LEA | <input type="checkbox"/> Opportunity schools and classes |
| <input type="checkbox"/> Alternative schools                    | <input type="checkbox"/> Other <input type="text"/>      |
| <input checked="" type="checkbox"/> Community schools—COE       | <input type="checkbox"/> Other <input type="text"/>      |
| <input checked="" type="checkbox"/> Community day schools—LEA   | <input type="checkbox"/> Other <input type="text"/>      |
| <input type="checkbox"/> NPAs                                   | <input type="checkbox"/> Other <input type="text"/>      |
| <input type="checkbox"/> NPSs                                   | <input type="checkbox"/> Other <input type="text"/>      |

☒ 435—Health and Nursing: Special Physical  
Health Care (5 CCR 3051.12)

☐ Service is Not Currently Provided

Provide a detailed description of the services to be provided under this code.

Health services prescribed by the child's licensed physician or surgeon, requiring medically related training of the individual who performs the services that are necessary during the school day to enable the child to attend school.

Physical location(s) where the service is provided:

- |   |  |
|---|--|
| <input checked="" type="checkbox"/> Schools operated by the LEA | <input type="checkbox"/> Opportunity schools and classes |
| <input type="checkbox"/> Alternative schools                    | <input type="checkbox"/> Other <input type="text"/>      |
| <input checked="" type="checkbox"/> Community schools—COE       | <input type="checkbox"/> Other <input type="text"/>      |
| <input checked="" type="checkbox"/> Community day schools—LEA   | <input type="checkbox"/> Other <input type="text"/>      |
| <input type="checkbox"/> NPAs                                   | <input type="checkbox"/> Other <input type="text"/>      |
| <input type="checkbox"/> NPSs                                   | <input type="checkbox"/> Other <input type="text"/>      |

Section E: Annual Service Plan

SELPA:

Fiscal Year:

☒ 436—Health and Nursing: Other Services  
(5 CCR 3051.12)

☐ Service is Not Currently Provided

Provide a detailed description of the services to be provided under this code.

Services provided when a student has health problems which require nursing intervention beyond basic school health services.

Physical location(s) where the service is provided:

☒ Schools operated by the LEA

☐ Opportunity schools and classes

☐ Alternative schools

☐ Other

☒ Community schools—COE

☐ Other

☒ Community day schools—LEA

☐ Other

☐ NPAs

☐ Other

☐ NPSs

☒ 445—Assistive Technology Services  
(5 CCR 3051.19)

☐ Service is Not Currently Provided

Provide a detailed description of the services to be provided under this code.

Any specialized training or technical support for the incorporation of assistive devices, adapted computer technology or specialized media with the educational programs to improve access for students.

Physical location(s) where the service is provided:

☒ Schools operated by the LEA

☐ Opportunity schools and classes

☐ Alternative schools

☐ Other

☒ Community schools—COE

☐ Other

☒ Community day schools—LEA

☐ Other

☐ NPAs

☐ Other

☐ NPSs



Section E: Annual Service Plan

SELPA:

Fiscal Year:

☒ 450—Occupational Therapy (5 CCR 3051.6) ☐ Service is Not Currently Provided

Provide a detailed description of the services to be provided under this code.

Services to improve a student's educational performance including postural stability, self-help abilities, sensory processing and organization, environmental adaptations, use of assistive devices, motor planning and coordination, visual perception and integration, social and play abilities, and fine motor abilities. Both direct and indirect services may be provided within the classroom, other educational settings or the home; in a group or on an individual basis.

Physical location(s) where the service is provided:

- |   |  |
|---|--|
| <input checked="" type="checkbox"/> Schools operated by the LEA | <input type="checkbox"/> Opportunity schools and classes |
| <input type="checkbox"/> Alternative schools                    | <input type="checkbox"/> Other <input type="text"/>      |
| <input checked="" type="checkbox"/> Community schools—COE       | <input type="checkbox"/> Other <input type="text"/>      |
| <input checked="" type="checkbox"/> Community day schools—LEA   | <input type="checkbox"/> Other <input type="text"/>      |
| <input type="checkbox"/> NPAs                                   | <input type="checkbox"/> Other <input type="text"/>      |
| <input type="checkbox"/> NPSs                                   |  |

☒ 460—Physical Therapy (5 CCR 3051.6) ☐ Service is Not Currently Provided

Provide a detailed description of the services to be provided under this code.

Includes, but is not limited to therapy for motor control and coordination, posture and balance, self-help, functional mobility, accessibility and use of assistive devices. Services may be provided within the classroom, other educational settings or in the home; and may occur in groups or individually.

Physical location(s) where the service is provided:

- |   |  |
|---|--|
| <input checked="" type="checkbox"/> Schools operated by the LEA | <input type="checkbox"/> Opportunity schools and classes |
| <input type="checkbox"/> Alternative schools                    | <input type="checkbox"/> Other <input type="text"/>      |
| <input checked="" type="checkbox"/> Community schools—COE       | <input type="checkbox"/> Other <input type="text"/>      |
| <input checked="" type="checkbox"/> Community day schools—LEA   | <input type="checkbox"/> Other <input type="text"/>      |
| <input type="checkbox"/> NPAs                                   | <input type="checkbox"/> Other <input type="text"/>      |
| <input type="checkbox"/> NPSs                                   |  |

Section E: Annual Service Plan

SELPA:

Fiscal Year:

☒ 510—Individual Counseling (5 CCR 3051.9) ☐ Service is Not Currently Provided

Provide a detailed description of the services to be provided under this code.

One-to-one counseling, provided by a qualified individual pursuant to an IEP. Individual counseling is expected to supplement the regular guidance and counseling program.

Physical location(s) where the service is provided:

- |   |  |
|---|--|
| <input checked="" type="checkbox"/> Schools operated by the LEA | <input type="checkbox"/> Opportunity schools and classes |
| <input type="checkbox"/> Alternative schools                    | <input type="checkbox"/> Other <input type="text"/>      |
| <input checked="" type="checkbox"/> Community schools—COE       | <input type="checkbox"/> Other <input type="text"/>      |
| <input checked="" type="checkbox"/> Community day schools—LEA   | <input type="checkbox"/> Other <input type="text"/>      |
| <input type="checkbox"/> NPAs                                   | <input type="checkbox"/> Other <input type="text"/>      |
| <input type="checkbox"/> NPSs                                   | <input type="checkbox"/> Other <input type="text"/>      |

☒ 515—Counseling and Guidance (5 CCR 3051.9) ☐ Service is Not Currently Provided

Provide a detailed description of the services to be provided under this code.

Counseling in a group setting, provided by a qualified individual pursuant to an IEP typically in social skills development. Guidance services include interpersonal, intrapersonal or family interventions, performed in an individual or group setting by a qualified individual pursuant to an IEP.

Physical location(s) where the service is provided:

- |   |  |
|---|--|
| <input checked="" type="checkbox"/> Schools operated by the LEA | <input type="checkbox"/> Opportunity schools and classes |
| <input type="checkbox"/> Alternative schools                    | <input type="checkbox"/> Other <input type="text"/>      |
| <input checked="" type="checkbox"/> Community schools—COE       | <input type="checkbox"/> Other <input type="text"/>      |
| <input checked="" type="checkbox"/> Community day schools—LEA   | <input type="checkbox"/> Other <input type="text"/>      |
| <input type="checkbox"/> NPAs                                   | <input type="checkbox"/> Other <input type="text"/>      |
| <input type="checkbox"/> NPSs                                   | <input type="checkbox"/> Other <input type="text"/>      |

Section E: Annual Service Plan

SELPA:

Fiscal Year:

☒ 520—Parent Counseling (5 CCR 3051.9)

☐ Service is Not Currently Provided

Provide a detailed description of the services to be provided under this code.

Individual or group counseling provided by a qualified individual to assist the parent(s) of special education students in better understanding and meeting their child's needs; may include parent skills.

Physical location(s) where the service is provided:

- |   |  |
|---|--|
| <input checked="" type="checkbox"/> Schools operated by the LEA | <input type="checkbox"/> Opportunity schools and classes |
| <input type="checkbox"/> Alternative schools                    | <input type="checkbox"/> Other <input type="text"/>      |
| <input checked="" type="checkbox"/> Community schools—COE       | <input type="checkbox"/> Other <input type="text"/>      |
| <input checked="" type="checkbox"/> Community day schools—LEA   | <input type="checkbox"/> Other <input type="text"/>      |
| <input type="checkbox"/> NPAs                                   | <input type="checkbox"/> Other <input type="text"/>      |
| <input type="checkbox"/> NPSs                                   | <input type="checkbox"/> Other <input type="text"/>      |

☒ 525—Social Worker (5 CCR 3051.13)

☐ Service is Not Currently Provided

Provide a detailed description of the services to be provided under this code.

Includes, but not limited to, preparing a social or developmental history of a child with a disability; group and individual counseling with the child and family; working with those problems in a child's living situation (home, school, and community) that affect the child's adjustment in school; and mobilizing school and community resources to enable the child to learn as effectively as possible in his or her educational program.

Physical location(s) where the service is provided:

- |   |  |
|---|--|
| <input checked="" type="checkbox"/> Schools operated by the LEA | <input type="checkbox"/> Opportunity schools and classes |
| <input type="checkbox"/> Alternative schools                    | <input type="checkbox"/> Other <input type="text"/>      |
| <input checked="" type="checkbox"/> Community schools—COE       | <input type="checkbox"/> Other <input type="text"/>      |
| <input checked="" type="checkbox"/> Community day schools—LEA   | <input type="checkbox"/> Other <input type="text"/>      |
| <input type="checkbox"/> NPAs                                   | <input type="checkbox"/> Other <input type="text"/>      |
| <input type="checkbox"/> NPSs                                   | <input type="checkbox"/> Other <input type="text"/>      |

Section E: Annual Service Plan

SELPA:

Fiscal Year:

☒ 530—Psychological Services (5 CCR 3051.10) ☐ Service is Not Currently Provided

Provide a detailed description of the services to be provided under this code.

These services provided by a credentialed or licensed psychologist may include:

- Interpreting assessment results
- Obtaining and interpreting information about child behavior and conditions related to learning
- Planning programs of individual and group counseling and guidance services for children and parents.

Physical location(s) where the service is provided:

- |   |  |
|---|--|
| <input checked="" type="checkbox"/> Schools operated by the LEA | <input type="checkbox"/> Opportunity schools and classes |
| <input type="checkbox"/> Alternative schools                    | <input type="checkbox"/> Other <input type="text"/>      |
| <input checked="" type="checkbox"/> Community schools—COE       | <input type="checkbox"/> Other <input type="text"/>      |
| <input checked="" type="checkbox"/> Community day schools—LEA   | <input type="checkbox"/> Other <input type="text"/>      |
| <input type="checkbox"/> NPAs                                   | <input type="checkbox"/> Other <input type="text"/>      |
| <input type="checkbox"/> NPSs                                   |  |

☒ 535—Behavior Intervention (5 CCR 3051.23) ☐ Service is Not Currently Provided

Provide a detailed description of the services to be provided under this code.

Systematic implementation of procedures designed to promote lasting, positive changes in the student's behavior.

Physical location(s) where the service is provided:

- |   |  |
|---|--|
| <input checked="" type="checkbox"/> Schools operated by the LEA | <input type="checkbox"/> Opportunity schools and classes |
| <input type="checkbox"/> Alternative schools                    | <input type="checkbox"/> Other <input type="text"/>      |
| <input checked="" type="checkbox"/> Community schools—COE       | <input type="checkbox"/> Other <input type="text"/>      |
| <input checked="" type="checkbox"/> Community day schools—LEA   | <input type="checkbox"/> Other <input type="text"/>      |
| <input type="checkbox"/> NPAs                                   | <input type="checkbox"/> Other <input type="text"/>      |
| <input type="checkbox"/> NPSs                                   |  |

Section E: Annual Service Plan

SELPA:

Fiscal Year:

- ☐ 540–Day Treatment ☒ *Service is Not Currently Provided*

Include an explanation as to why the service option is not included as part of the SELPA's continuum of services available to students with disabilities.

There are currently no students within the Santa Barbara County SELPA who have any of these services included on their IEP. Should that change, the services will be made available.

- ☒ 545–Residential Treatment ☐ *Service is Not Currently Provided*

Provide a detailed description of the services to be provided under this code.

24-hour out-of-home placement that provides intensive therapeutic services to support the educational program (Welfare and Institutions Code, Part 2, Chapter 2.5, Art. 1, Section 5671).

Physical location(s) where the service is provided:

- |   |  |
|---|--|
| <input checked="" type="checkbox"/> Schools operated by the LEA | <input type="checkbox"/> Opportunity schools and classes |
| <input type="checkbox"/> Alternative schools                    | <input type="checkbox"/> Other <input type="text"/>      |
| <input type="checkbox"/> Community schools—COE                  | <input type="checkbox"/> Other <input type="text"/>      |
| <input type="checkbox"/> Community day schools—LEA              | <input type="checkbox"/> Other <input type="text"/>      |
| <input type="checkbox"/> NPAs                                   | <input type="checkbox"/> Other <input type="text"/>      |
| <input type="checkbox"/> NPSs                                   | <input type="checkbox"/> Other <input type="text"/>      |

Section E: Annual Service Plan

SELPA:

Fiscal Year:

- ☒ 610—Specialized Service for Low Incidence Disabilities (5 CCR 3051.16) ☐ Service is Not Currently Provided

Provide a detailed description of the services to be provided under this code.

Low incidence services are defined as those provided to the population of students who are: orthopedically impaired (OI), visually impaired (VI), deaf, hard of hearing (HH), or deaf-blind (DB). Typically, services are provided in education settings by a qualified itinerant teacher/specialist.

Physical location(s) where the service is provided:

- |   |  |
|---|--|
| <input checked="" type="checkbox"/> Schools operated by the LEA | <input type="checkbox"/> Opportunity schools and classes |
| <input type="checkbox"/> Alternative schools                    | <input type="checkbox"/> Other <input type="text"/>      |
| <input type="checkbox"/> Community schools—COE                  | <input type="checkbox"/> Other <input type="text"/>      |
| <input type="checkbox"/> Community day schools—LEA              | <input type="checkbox"/> Other <input type="text"/>      |
| <input type="checkbox"/> NPAs                                   | <input type="checkbox"/> Other <input type="text"/>      |
| <input type="checkbox"/> NPSs                                   |  |

- ☒ 710—Specialized Deaf and Hard of Hearing (5 CCR 3051.18) ☐ Service is Not Currently Provided

Provide a detailed description of the services to be provided under this code.

Services may include speech reading, auditory training and/or instruction in the student's mode of communication, provided by a qualified specialist. May include adapting curricula, methods, and the learning environment; and special consultation to students, parents, teachers, and other school personnel.

Physical location(s) where the service is provided:

- |   |  |
|---|--|
| <input checked="" type="checkbox"/> Schools operated by the LEA | <input type="checkbox"/> Opportunity schools and classes |
| <input type="checkbox"/> Alternative schools                    | <input type="checkbox"/> Other <input type="text"/>      |
| <input checked="" type="checkbox"/> Community schools—COE       | <input type="checkbox"/> Other <input type="text"/>      |
| <input checked="" type="checkbox"/> Community day schools—LEA   | <input type="checkbox"/> Other <input type="text"/>      |
| <input type="checkbox"/> NPAs                                   | <input type="checkbox"/> Other <input type="text"/>      |
| <input type="checkbox"/> NPSs                                   |  |

Section E: Annual Service Plan

SELPA:

Fiscal Year:

☒ 720—Audiological (5 CCR 3051.2)

☐ Service is Not Currently Provided

Provide a detailed description of the services to be provided under this code.

Include measurements of acuity, monitoring amplification, and use of Frequency Modulations (FM) systems.

Physical location(s) where the service is provided:

☒ Schools operated by the LEA

☐ Opportunity schools and classes

☐ Alternative schools

☐ Other

☒ Community schools—COE

☐ Other

☒ Community day schools—LEA

☐ Other

☐ NPAs

☐ Other

☐ NPSs

☒ 725—Specialized Vision (5 CCR 3051.7)

☐ Service is Not Currently Provided

Provide a detailed description of the services to be provided under this code.

Includes assessment of functional vision and curriculum modifications including Braille, large type and aural media. Also includes instruction in areas of need such as concept development and academic skills, communication skills (including alternative modes of reading and writing), social, emotional, career, vocational, and independent living skills.

Physical location(s) where the service is provided:

☒ Schools operated by the LEA

☐ Opportunity schools and classes

☐ Alternative schools

☐ Other

☒ Community schools—COE

☐ Other

☒ Community day schools—LEA

☐ Other

☐ NPAs

☐ Other

☐ NPSs

Section E: Annual Service Plan

SELPA:

Fiscal Year:

☒ 730—Orientation and Mobility (5 CCR 3051.3) ☐ *Service is Not Currently Provided*

Provide a detailed description of the services to be provided under this code.

Training for students with visual impairments to develop skills to enable them to travel safely and independently around the school and in the community.

Physical location(s) where the service is provided:

☒ Schools operated by the LEA

☐ Opportunity schools and classes

☐ Alternative schools

☐ Other

☒ Community schools—COE

☐ Other

☒ Community day schools—LEA

☐ Other

☐ NPAs

☐ Other

☐ NPSs

☐ 735—Braille Transcription (5 CCR 3051.22) ☒ *Service is Not Currently Provided*

Include an explanation as to why the service option is not included as part of the SELPA's continuum of services available to students with disabilities.

There are currently no students within the Santa Barbara County SELPA who have any of these services included on their IEP. Should that change, the services will be made available.



Section E: Annual Service Plan

SELPA:

Fiscal Year:

☒ 740—Specialized Orthopedic Service  
(5 CCR 3030(e) and 3051.16)

☐ *Service is Not Currently Provided*

Provide a detailed description of the services to be provided under this code.

Physical location(s) where the service is provided:

☒ Schools operated by the LEA

☐ Opportunity schools and classes

☐ Alternative schools

☐ Other

☐ Community schools—COE

☐ Other

☐ Community day schools—LEA

☐ Other

☐ NPAs

☐ Other

☐ NPSs

☐ 745—Reading Service (5 CCR 3051.16)

☒ *Service is Not Currently Provided*

Include an explanation as to why the service option is not included as part of the SELPA's continuum of services available to students with disabilities.

☐ 750—Note Taking Service (5 CCR 3051.16)

☒ *Service is Not Currently Provided*

Include an explanation as to why the service option is not included as part of the SELPA's continuum of services available to students with disabilities.

Section E: Annual Service Plan

SELPA:

Fiscal Year:

☐ 755—Transcription Service (5 CCR 3051.16) ☒ *Service is Not Currently Provided*

Include an explanation as to why the service option is not included as part of the SELPA's continuum of services available to students with disabilities.

☐ 760—Recreation Service, Including  
Therapeutic Recreation (5 CCR 3051.15) ☒ *Service is Not Currently Provided*

Include an explanation as to why the service option is not included as part of the SELPA's continuum of services available to students with disabilities.

☒ 820—College Awareness  
(34 CFR 300.39 and 300.43) ☐ *Service is Not Currently Provided*

Provide a detailed description of the services to be provided under this code.

Physical location(s) where the service is provided:

- |   |  |
|---|--|
| <input checked="" type="checkbox"/> Schools operated by the LEA | <input type="checkbox"/> Opportunity schools and classes |
| <input type="checkbox"/> Alternative schools                    | <input type="checkbox"/> Other <input type="text"/>      |
| <input checked="" type="checkbox"/> Community schools—COE       | <input type="checkbox"/> Other <input type="text"/>      |
| <input checked="" type="checkbox"/> Community day schools—LEA   | <input type="checkbox"/> Other <input type="text"/>      |
| <input type="checkbox"/> NPAs                                   | <input type="checkbox"/> Other <input type="text"/>      |
| <input type="checkbox"/> NPSs                                   |  |

Section E: Annual Service Plan

SELPA:

Fiscal Year:

- ☒ 830—Vocational Assessment, Counseling, Guidance, and Career Assessment (5 CCR 3051.14) ☐ *Service is Not Currently Provided*

Provide a detailed description of the services to be provided under this code.

Organized educational programs that are directly related to the preparation of individuals for paid or unpaid employment and may include provision for work experience, job coaching, development and/or placement, and situational assessment. This includes career counseling to assist student in assessing his/her aptitudes, abilities, and interests in order to make realistic career decisions.

Physical location(s) where the service is provided:

- |   |  |
|---|--|
| <input checked="" type="checkbox"/> Schools operated by the LEA | <input type="checkbox"/> Opportunity schools and classes |
| <input type="checkbox"/> Alternative schools                    | <input type="checkbox"/> Other <input type="text"/>      |
| <input checked="" type="checkbox"/> Community schools—COE       | <input type="checkbox"/> Other <input type="text"/>      |
| <input checked="" type="checkbox"/> Community day schools—LEA   | <input type="checkbox"/> Other <input type="text"/>      |
| <input type="checkbox"/> NPAs                                   | <input type="checkbox"/> Other <input type="text"/>      |
| <input type="checkbox"/> NPSs                                   | <input type="checkbox"/> Other <input type="text"/>      |

Section E: Annual Service Plan

SELPA:

Fiscal Year:

- ☒ 840—Career Awareness (5 CCR 3051.14) ☐ Service is Not Currently Provided

Provide a detailed description of the services to be provided under this code.

Transition services include a provision in paragraph (1)(c)(vi), self-advocacy, career planning, and career guidance. This comment also emphasized the needs for coordination between this provision and the Perkins Act to ensure that students with disabilities in middle schools will be able to access vocational education funds.

Physical location(s) where the service is provided:

- |   |  |
|---|--|
| <input checked="" type="checkbox"/> Schools operated by the LEA | <input type="checkbox"/> Opportunity schools and classes |
| <input type="checkbox"/> Alternative schools                    | <input type="checkbox"/> Other <input type="text"/>      |
| <input checked="" type="checkbox"/> Community schools—COE       | <input type="checkbox"/> Other <input type="text"/>      |
| <input checked="" type="checkbox"/> Community day schools—LEA   | <input type="checkbox"/> Other <input type="text"/>      |
| <input type="checkbox"/> NPAs                                   | <input type="checkbox"/> Other <input type="text"/>      |
| <input type="checkbox"/> NPSs                                   | <input type="checkbox"/> Other <input type="text"/>      |

- ☒ 850—Work Experience Education (5 CCR 3051.14) ☐ Service is Not Currently Provided

Provide a detailed description of the services to be provided under this code.

Work experience education means organized education programs that are directly related to the preparation of individuals for paid or unpaid employment, or for additional preparation for a career requiring other than a baccalaureate or advanced degree.

Physical location(s) where the service is provided:

- |   |  |
|---|--|
| <input checked="" type="checkbox"/> Schools operated by the LEA | <input type="checkbox"/> Opportunity schools and classes |
| <input type="checkbox"/> Alternative schools                    | <input type="checkbox"/> Other <input type="text"/>      |
| <input checked="" type="checkbox"/> Community schools—COE       | <input type="checkbox"/> Other <input type="text"/>      |
| <input checked="" type="checkbox"/> Community day schools—LEA   | <input type="checkbox"/> Other <input type="text"/>      |
| <input type="checkbox"/> NPAs                                   | <input type="checkbox"/> Other <input type="text"/>      |
| <input type="checkbox"/> NPSs                                   | <input type="checkbox"/> Other <input type="text"/>      |

Section E: Annual Service Plan

SELPA:

Fiscal Year:

☒ 855—Job Coaching (5 CCR 3051.14)

☐ *Service is Not Currently Provided*

Provide a detailed description of the services to be provided under this code.

Provides assistance and guidance to an employee who may be experiencing difficulty with one or more aspects of the daily job tasks and functions. The service is provided by a job coach who is highly successful, skilled, and trained on the job who can determine how the employee that is experiencing difficulty learns best and formulate a training plan to improve job performance.

Physical location(s) where the service is provided:

☒ Schools operated by the LEA

☐ Opportunity schools and classes

☐ Alternative schools

☐ Other

☒ Community schools—COE

☐ Other

☒ Community day schools—LEA

☐ Other

☐ NPAs

☐ Other

☐ NPSs

Section E: Annual Service Plan

SELPA:

Fiscal Year:

☒ 860—Mentoring (5 CCR 3051.14)

☐ Service is Not Currently Provided

Provide a detailed description of the services to be provided under this code.

Sustained coaching relationship between a student and teacher through on-going involvement and offers support, guidance, encouragement, and assistance as the learner encounters challenges with respect to a particular area such as acquisition of job skills. Mentoring can be either formal as in planned, structured instruction or informal that occurs naturally through friendship, counseling and collegiality in a casual, unplanned way.

Physical location(s) where the service is provided:

☒ Schools operated by the LEA

☐ Opportunity schools and classes

☐ Alternative schools

☐ Other

☒ Community schools—COE

☐ Other

☒ Community day schools—LEA

☐ Other

☐ NPAs

☐ Other

☐ NPSs

Section E: Annual Service Plan

SELPA:

Fiscal Year:

☒ 865—Agency Linkages, Referral and Placement (30 EC Section 56341.5)

☐ *Service is Not Currently Provided*

Provide a detailed description of the services to be provided under this code.

Service coordination and case management that facilitates the linkage of individualized education programs under this part and individualized family service plans under Part C with individualized service plans under multiple Federal and State programs, such as Title 1 of the Rehabilitation Act of 1973 (vocational rehabilitation), Title XIX of the Social Security Act (Medicaid), and Title XVI of the Social Security Act (supplemental security income).

Physical location(s) where the service is provided:

- |   |  |
|---|--|
| <input checked="" type="checkbox"/> Schools operated by the LEA | <input type="checkbox"/> Opportunity schools and classes |
| <input type="checkbox"/> Alternative schools                    | <input type="checkbox"/> Other <input type="text"/>      |
| <input checked="" type="checkbox"/> Community schools—COE       | <input type="checkbox"/> Other <input type="text"/>      |
| <input checked="" type="checkbox"/> Community day schools—LEA   | <input type="checkbox"/> Other <input type="text"/>      |
| <input type="checkbox"/> NPAs                                   | <input type="checkbox"/> Other <input type="text"/>      |
| <input type="checkbox"/> NPSs                                   |  |

☒ 870—Travel Training, Including Mobility Training (5 CCR 3051.3)

☐ *Service is Not Currently Provided*

Provide a detailed description of the services to be provided under this code.

Services provided to blind or visually impaired children by qualified personnel to enable those students to attain systematic orientation to and safe movement within their environments in school, home, and community.

Physical location(s) where the service is provided:

- |   |  |
|---|--|
| <input checked="" type="checkbox"/> Schools operated by the LEA | <input type="checkbox"/> Opportunity schools and classes |
| <input type="checkbox"/> Alternative schools                    | <input type="checkbox"/> Other <input type="text"/>      |
| <input checked="" type="checkbox"/> Community schools—COE       | <input type="checkbox"/> Other <input type="text"/>      |
| <input checked="" type="checkbox"/> Community day schools—LEA   | <input type="checkbox"/> Other <input type="text"/>      |
| <input type="checkbox"/> NPAs                                   | <input type="checkbox"/> Other <input type="text"/>      |
| <input type="checkbox"/> NPSs                                   |  |

Section E: Annual Service Plan

SELPA:

Fiscal Year:

☒ 890—Other Transition Services  
(5 CCR 3051 and 3051.24)

☐ Service is Not Currently Provided

Provide a detailed description of the services to be provided under this code.

Services may include program coordination, case management and meetings, and crafting linkages between schools and between schools and postsecondary agencies.

Physical location(s) where the service is provided:

☒ Schools operated by the LEA

☐ Opportunity schools and classes

☐ Alternative schools

☐ Other

☒ Community schools—COE

☐ Other

☒ Community day schools—LEA

☐ Other

☐ NPAs

☐ Other

☐ NPSs

☐ Other

☐ 900—Other Related Service  
(5 CCR 3051 and 3051.24)

Qualified Service

☐ 900—Other Related Service  
(5 CCR 3051 and 3051.24)

Qualified Service

☐ 900—Other Related Service  
(5 CCR 3051 and 3051.24)

Qualified Service

☐ 900—Other Related Service  
(5 CCR 3051 and 3051.24)

Qualified Service